

Microflex Microphones

There's never been a more flexible choice



Work a room in more ways than ever with Shure Microflex microphones. Combining sleek, low profile aesthetics and a complete selection of microphones and mounting options, the Microflex line offers the highest standard of quality and efficiency for installed audio applications.

Microflex Gooseneck Microphones

- 12 cm (5"), 25 cm (10"), 30 cm (12"), and 45 cm (18") models fit a wide variety of applications from the podium to the conference table
- Interchangeable condenser cartridges with superior audio quality

Microflex Boundary Microphones

- Multi-element, low-profile, or wireless microphone styles available
- Extremely versatile range of placement options for easy configuration and installation

Microflex Overhead Microphones

- Compact and adjustable 10 cm (4") gooseneck
- Interchangeable condenser cartridges for accurate sound reproduction in any setting

Microflex Lavalier Microphones

- Exceptionally low handling noise
- Use in wired or wireless applications

APPLICATIONS

- Conference Rooms
- Seminars
- Houses of Worship
- Theaters
- Lecterns

PRODUCT HIGHLIGHTS

- Wide selection for customized installations
- Wired or wireless models available
- Superior audio quality
- CommShield™ Technology for improved RF resistance
- Sleek, low-profile designs



MX405 and MX410 Miniature Gooseneck Microphones

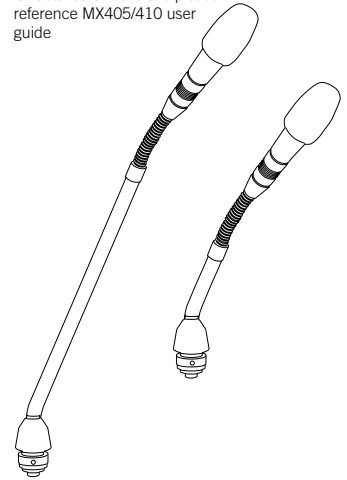
Overview

Flexible in more ways than one, Microflex Miniature Gooseneck Microphones deliver unsurpassed style and performance for conference rooms and similar applications. Offering desktop or mounted bases, wired or wireless options, and even interchangeable cartridges, it's easy to get the perfect fit for your application. Fully compatible with SLX® Wireless Systems, including the SLX4L wireless receiver with logic signal output for applications requiring logic functionality.

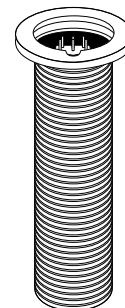
Specifications (subject to change)

Type	Condenser (electret bias)
Frequency Response	50 – 17,000 Hz
Polar Pattern	MX405/C, MX410/C: Cardioid MX405/S, MX410/S: Supercardioid
Output Impedance	EIA rated at 150 Ω (170 Ω actual)
Output Configuration	Active balanced
Sensitivity (at 1 kHz, open circuit voltage; 1 Pascal = 94 dB SPL)	Cardioid: -35 dBV/Pa (18 mV) Supercardioid: -34 dBV/Pa (21 mV)
Maximum SPL (1 kHz at 1% THD, 1 kΩ load)	Cardioid: 121 dB Supercardioid: 120 dB
Equivalent Output Noise (A-weighted)	Cardioid: 28 dB SPL Supercardioid: 27 dB SPL
Signal-to-Noise Ratio (referenced at 94 dB SPL at 1 kHz)	Cardioid: 66 dB Supercardioid: 67 dB
Dynamic Range (1 kΩ load at 1 kHz)	93 dB
Common Mode Rejection (10 Hz to 100 kHz)	45 dB minimum
Preamplifier Output Clipping Level (1% THD)	-8 dBV (0.4 V)
Polarity	3-Pin XLR: Positive sound pressure on diaphragm produces positive voltage on pin 2 relative to pin 3 of output XLR connector. 5-Pin XLR: Positive sound pressure on diaphragm produces positive voltage on pin 4 relative to pin 2 of output XLR connector.
Weight	MX405: 54 g (0.119 lbs) MX410: 68 g (0.150 lbs) MX400DP: 516 g (1.138 lbs) MX400SMP (w/ Kit): 125 g (0.275 lbs)
Logic Connections	LED IN: Active low (≤ 1.0 V), TTL compatible. Absolute maximum voltage: -0.7 V to 50 V. LOGIC OUT: Active low (≤ 1.0 V), sinks up to 20 mA, TTL compatible. Absolute maximum voltage: -0.7 V to 50 V (up to 50 V through 3 kΩ).
Mute Switch Attenuation	-50 dB minimum
Cable	MX400DP: 6 m (20 ft) attached cable with shielded audio pair terminated at a 3-pin male XLR and three unterminated conductors for logic control
Environmental Conditions	Operating temperature: -18 – 57 °C (0 – 135 °F) Storage temperature: -29 – 74 °C (-20 – 165 °F) Relative humidity: 0 – 95%
Power Requirements	48 – 52 Vdc phantom, 8.0 mA

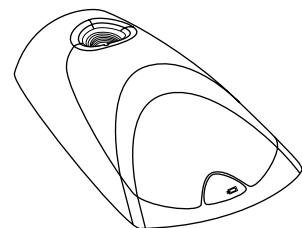
*for detailed dimensions please reference MX405/410 user guide



MX410 and MX405
Miniature goosenecks



MX400SMP
Surface mount preamp
Diam. x H: 32 mm (1 1/4") x 86,6 mm (3 13/32")



MX400DP
Wired desktop base (also available as MX890 wireless desktop base)

Available Models

The polar pattern of the cartridge is indicated by the model number suffix: C = Cardioid, S = Supercardioid, N = No Cartridge

MX405/C, MX405/S	127 mm (5 inch) gooseneck, bi-color status indicator, includes surface mount preamp
MX405R/N	127 mm (5 inch) gooseneck, light ring, includes surface mount preamp
MX410/C, MX410/S	254 mm (10 inch) gooseneck, bi-color status indicator, includes surface mount preamp
MX410R/N	254 mm (10 inch) gooseneck, light ring, includes surface mount preamp
MX405LP/C, MX405LP/S	127 mm (5 inch) gooseneck, bi-color status indicator, less preamp
MX405RLP/N	127 mm (5 inch) gooseneck, light ring, less preamp
MX410LP/C, MX410LP/S	254 mm (10 inch) gooseneck, cardioid, bi-color status indicator, less preamp
MX410RLP/N	254 mm (10 inch) gooseneck, light ring, less preamp

SHURE[®]
LEGENDARY
PERFORMANCE™

www.shure.com

Installed Microphones | Microflex | 2

MX405 and MX410 Miniature Gooseneck Microphones

Optional Accessories and Replacement Parts

MX400SMP	Surface mount preamp	R185B	Black cardioid cartridge for all Microflex models	A412MWS	Metal locking windscreen
MX400DP	Wired desktop base. Includes 6.1 m (10 ft.) attached cable	R184B	Black supercardioid cartridge for all Microflex models	95A2487	Tapered windscreen
MX890	Wireless desktop base, compatible with SLX Wireless Systems	R183B	Black Omnidirectional cartridge for all Microflex models		

Furnished Accessories

Models with included Preamp		All Models	
MX400SMP	Surface mount preamp	RK513WS	Snap-fit foam windscreen (4 pcs.)
65A405	Rubber isolation rings		
65A2190	Wing nut		
95A2529	5-pin XLR-F		
65A2166	Cap		

Architectural Specifications

MX405/C – The microphone shall be an electret condenser 127 mm gooseneck microphone (5") with cardioid polar pattern, black finish, and logic controlled bi-color status indicator. The microphone shall be mounted in the included MX400SMP preamp. The microphone shall be resistant to RF interference from portable mobile and handheld devices. The frequency response shall be 50 Hz to 17 kHz and the sensitivity shall be 18 mV/Pa. The microphone shall offer the option to interchange cartridges with diverse polar pattern.

MX405/S – The microphone shall be an electret condenser 127 mm gooseneck microphone (5") with supercardioid polar pattern, black finish, and logic controlled bi-color status indicator. The microphone shall be mounted in the included MX400SMP preamp. The microphone shall be resistant to RF interference from portable mobile and handheld devices. The frequency response shall be 50 Hz to 17 kHz and the sensitivity shall be 21 mV/Pa. The microphone shall offer the option to interchange cartridges with diverse polar pattern.

MX405R/N – The microphone shall be an electret condenser 127 mm gooseneck microphone (5") with no included cartridge, black finish, and logic controlled, upper red light ring status indicator. The microphone shall be mounted in the included MX400SMP preamp. The microphone shall be resistant to RF interference from portable mobile and handheld devices. The microphone shall offer the option to interchange cartridges with diverse polar pattern.

MX410/C – The microphone shall be an electret condenser 254 mm gooseneck microphone (10") with cardioid polar pattern, black finish, and logic controlled bi-color status indicator. The microphone shall be mounted in the included MX400SMP preamp. The microphone shall be resistant to RF interference from portable mobile and handheld devices. The frequency response shall be 50 Hz to 17 kHz and the sensitivity shall be 18 mV/Pa. The microphone shall offer the option to interchange cartridges with diverse polar pattern.

MX410/S – The microphone shall be an electret condenser 254 mm gooseneck microphone (10") with supercardioid polar pattern, black finish, and logic controlled bi-color status indicator. The microphone shall be mounted in the included MX400SMP preamp. The microphone shall be resistant to RF interference from portable mobile and handheld devices. The frequency response shall be 50 Hz to 17 kHz and the sensitivity shall be 21 mV/Pa. The microphone shall offer the option to interchange cartridges with diverse polar pattern.

MX410R/N – The microphone shall be an electret condenser 254 mm gooseneck microphone (10") with no included cartridge, black finish, and logic controlled, upper red light ring status indicator. The microphone shall be mounted in the included MX400SMP preamp. The microphone shall be resistant to RF interference from portable mobile and handheld devices. The microphone shall offer the option to interchange cartridges with diverse polar pattern.

MX405LP/C – The microphone shall be an electret condenser 127 mm gooseneck microphone (5") with cardioid polar pattern, black finish, and logic controlled bi-color status indicator. The microphone shall be compatible with the MX400SMP or MX890. The microphone shall be resistant to RF interference from portable mobile and handheld devices. The frequency response shall be 50 Hz to 17 kHz and the sensitivity shall be 18 mV/Pa. The microphone shall offer the option to interchange cartridges with diverse polar pattern.

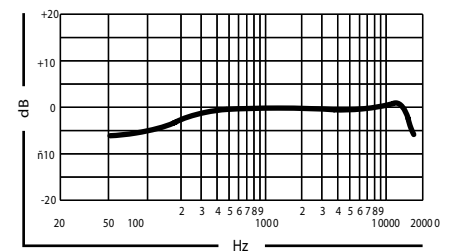
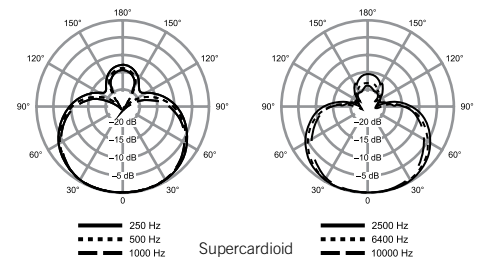
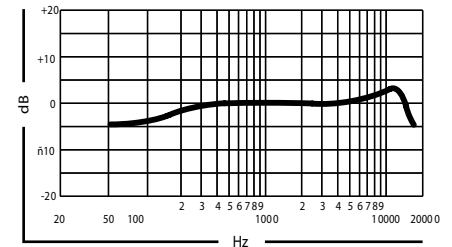
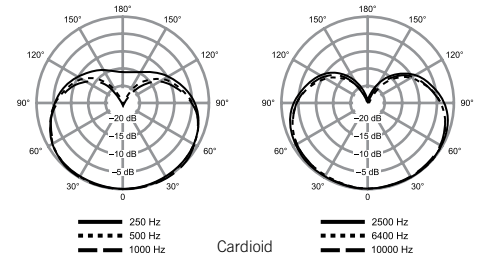
MX405LP/S – The microphone shall be an electret condenser 127 mm gooseneck microphone (5") with supercardioid polar pattern, black finish, and logic controlled bi-color status indicator. The microphone shall be compatible with the MX400SMP, MX400DP or MX890. The microphone shall be resistant to RF interference from portable mobile and handheld devices. The frequency response shall be 50 Hz to 17 kHz and the sensitivity shall be 21 mV/Pa. The microphone shall offer the option to interchange cartridges with diverse polar pattern.

MX405RLP/N – The microphone shall be an electret condenser 127 mm gooseneck microphone (5") with no included cartridge, black finish, and logic controlled, upper red light ring status indicator. The microphone shall be compatible with the MX400SMP, MX400DP or MX890. The microphone shall be resistant to RF interference from portable mobile and handheld devices.

MX410LP/C – The microphone shall be an electret condenser 254 mm gooseneck microphone (10") with cardioid polar pattern, black finish, and logic controlled bi-color status indicator. The microphone shall be compatible with the MX400SMP or MX890. The microphone shall be resistant to RF interference from portable mobile and handheld devices. The frequency response shall be 50 Hz to 17 kHz and the sensitivity shall be 18 mV/Pa. The microphone shall offer the option to interchange cartridges with diverse polar pattern.

MX410LP/S – The microphone shall be an electret condenser 254 mm gooseneck microphone (10") with supercardioid polar pattern, black finish, and logic controlled bi-color status indicator. The microphone shall be compatible with the MX400SMP, MX400DP or MX890. The microphone shall be resistant to RF interference from portable mobile and handheld devices. The frequency response shall be 50 Hz to 17 kHz and the sensitivity shall be 21 mV/Pa. The microphone shall offer the option to interchange cartridges with diverse polar pattern.

MX410RLP/N – The microphone shall be an electret condenser 254 mm gooseneck microphone (10") with no included cartridge, black finish, and logic controlled, upper red light ring status indicator. The microphone shall be compatible with the MX400SMP, MX400DP or MX890. The microphone shall be resistant to RF interference from portable mobile and handheld devices. The microphone shall offer the option to interchange cartridges with diverse polar pattern.



SHURE[®]
LEGENDARY
PERFORMANCE™

www.shure.com

Installed Microphones | Microflex | 3


MX412 and MX418 Standard Gooseneck Microphones

Overview

Microflex Standard Gooseneck Microphones provide the added length and flexibility needed for speakers in environments like lecterns, pulpits, and courtrooms. Available in four models with a variety of lengths and mounting styles to choose from, Microflex Gooseneck microphones feature high sensitivity and balanced, transformerless output for maximum resistance to electromagnetic hum and RF interference, even over long cable runs.

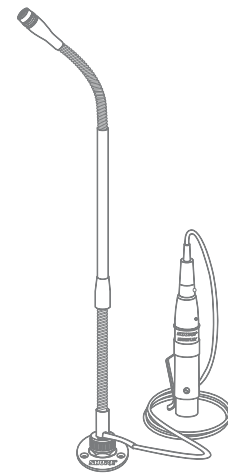
Specifications (subject to change)

Type	Condenser (electret bias)
Frequency Response	50 – 17,000 Hz
Polar Pattern	MX412/C, MX418/C: Cardioid MX412/S, MX418/S: Supercardioid Omnidirectional cartridge available separately
Output Impedance	EIA rated at 150 Ω (170 Ω actual)
Sensitivity (at 1 kHz, open circuit voltage; 1 Pascal = 94 dB SPL)	Cardioid: -35 dBV/Pa (17.8 mV) Supercardioid: -33.5 dBV/Pa (21.1 mV) Omnidirectional: -27.5 (42.2 mV)
Maximum SPL (1 kHz at 1% THD, 1 kΩ load)	Cardioid: 124.2 dB Supercardioid: 122.7 dB Omnidirectional: 116.7 dB
Equivalent Output Noise (A-weighted)	Cardioid: 28 dB SPL Supercardioid: 26.5 dB SPL Omnidirectional: 20.5 dB SPL
Signal-to-Noise Ratio (referenced at 94 dB SPL at 1 kHz)	Cardioid: 66 dB Supercardioid: 67.5 dB Omnidirectional: 73.5 dB
Dynamic Range (1 kΩ load at 1 kHz)	96.2 dB 100 dB at 0 gain (internal modification)
Common Mode Rejection	45 dB minimum (10 Hz – 100 kHz)
Preamplifier Output Clipping Level (1% THD)	-6 dBV (0.5 V)
Polarity	Positive sound pressure on diaphragm produces positive voltage on pin 2 relative to pin 3 of output XLR connector.
Mute Switch Attenuation	-50 dB minimum
Cable	MX412D and MX418D: The 3 m (10 ft.) attached custom cable contains a shielded audio pair and three unshielded conductors for logic control. Overall diameter = 4 mm (0.165 inch)
Environmental Conditions	Operating temperature range: -18° – 57° C (0° – 135° F) Relative humidity: 0 – 95%
Power Requirements	11 – 52 Vdc phantom, 8.0 mA



*for detailed dimensions please reference MX412/418 user guides

MX418
Gooseneck with attached preamp and shockmount



MX418SE
Gooseneck with in-line preamp and side exit cable



MX412D
Gooseneck with attached desktop base

Available Models

The polar pattern of the cartridge is indicated by the model number suffix: C = Cardioid, S = Supercardioid, N = No Cartridge

MX412/C, MX412/S, MX412/N	305 mm (12 inch) gooseneck, attached XLR preamp, shock mount, flange mount, snap-fit foam windsreen
MX418/C, MX418/S, MX418/N	457 mm (18 inch) gooseneck, attached XLR preamp, shock mount, flange mount, snap-fit foam windsreen
MX412S/C, MX412S/S, MX412S/N	305 mm (12 inch) gooseneck, attached XLR preamp, Shock Mount, flange mount, snap-fit foam wndsreen, mute switch, LED Indicator
MX418S/C, MX418S/S, MX418S/N	457 mm (18 inch) gooseneck, attached XLR preamp, shock mount, flange mount, snap-fit foam windsreen, mute switch, LED indicator
MX412SE/C, MX412SE/S, MX412SE/N	305 mm (12 inch) gooseneck, in-line preamp, shock mount, flange mount, 3 m side-exit (or bottom-exit) cable, snap-fit foam windsreen
MX418SE/C, MX418SE/S, MX418SE/N	457 mm (18 inch) gooseneck, in-line preamp, shock mount, flange mount, 3 m side-exit (or bottom-exit) cable, snap-fit foam windsreen
MX412D/C, MX412D/S, MX412D/N	305 mm (12 inch) gooseneck, desktop base with 3 m cable, logic functions, programmable switch and LED indicator, snap-fit foam windsreen
MX418D/C, MX418D/S, MX418D/N	457 mm (18 inch) gooseneck, desktop base with 3 m cable, logic functions, programmable switch and LED indicator, snap-fit foam windsreen

SHURE[®]
LEGENDARY
PERFORMANCE™

www.shure.com

Installed Microphones | Microflex | 4

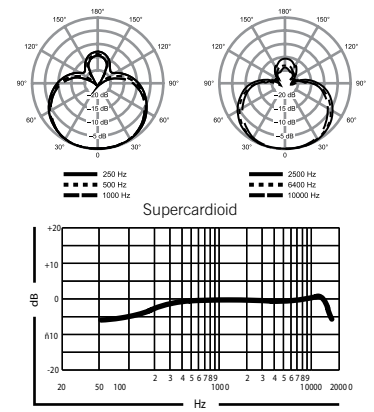
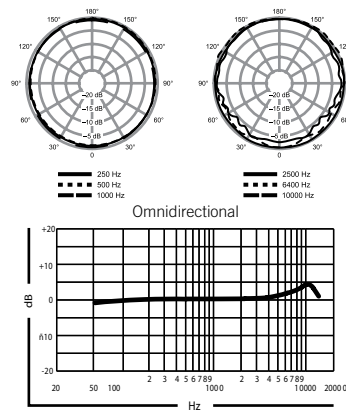
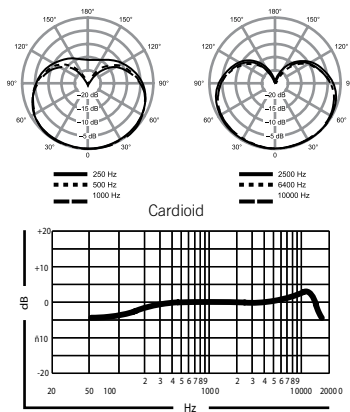
MX412 and MX418 Standard Gooseneck Microphones

Furnished Accessories

MX412, MX418, MX412S, MX418S Models		MX412SE, MX418SE Models		MX412D, MX418D Models	
65B8264	Flange	A12C	Flange and nut	RK412WS	Snap-fit foam windscreen (1 furnished, 4 in replacement pack)
65B8265	Retainer	80A476	Clamp		
80A439	Isolation ring	A400SM	Shock mount		
RK412WS	Snap-fit foam windscreen (1 furnished, 4 in replacement pack)	RK412WS	Snap-fit foam windscreen (1 furnished, 4 in replacement pack)		
A400SM	Shock mount	31B1762A	Shock mount adapter		
80A67	Hex wrench #4				

Optional Accessories and Replacement Parts

A99WS	Foam ball windscreen	R183B	Black omnidirectional cartridge for all Microflex models	A412MWS	Metal locking windscreen
RK100PK	Replacement in-line preamplifier (SE models)	R184B	Black supercardioid cartridge for all Microflex models	A412B	Desktop base
C130	Custom logic cable (specify length)	R185B	Black cardioid cartridge for all Microflex models	A57F	Stand adapter



SHURE[®]
 LEGENDARY
 PERFORMANCE™

www.shure.com

Installed Microphones | Microflex | 5


MX396 Multi-Element Boundary Microphones

Overview

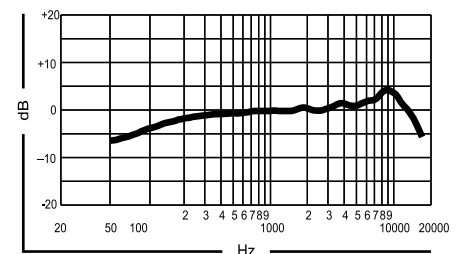
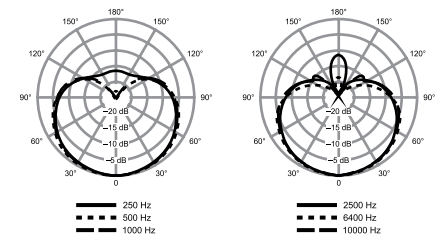
Microflex Multi-Element Boundary Microphones deliver a unique and versatile tool for conference room installations. Clean and simple in appearance, Multi-Element Boundary mics come in two or three element configurations, combining the coverage of multiple microphones into one small, compact package.

Specifications (subject to change)

Type	Condenser (electret bias)
Frequency Response	50 – 17,000 Hz
Output Impedance	EIA rated at 150 Ω (170 Ω actual)
Output Configuration	Active balanced
Sensitivity (at 1 kHz, open circuit voltage; 1 Pa = 94 dB SPL)	-35 dBV/Pa (18 mV)
Maximum SPL (1 kHz at 1% THD, 1 kΩ load)	122 dB
Equivalent Output Noise (A-weighted)	28 dB SPL
Signal-to-Noise Ratio (referenced at 94 dB SPL at 1 kHz)	66 dB
Dynamic Range (1 kΩ load at 1 kHz)	94 dB
Common Mode Rejection (10 Hz to 100 kHz)	45 dB minimum
Preamplifier Output Clipping Level (1% THD)	-6 dBV (0.5 V)
Weight	Net: 587 g (1.29 lb) Packaged: 816 g (2.02 lbs)
Logic Connections	LED IN: Active low (≤ 1.0 V), sinks up to 20 mA, TTL compatible. Absolute maximum voltage: -0.7 V to 50 V (up to 50 V through 3 kΩ). LOGIC OUT: Active low (≤ 1.0 V), sinks up to 20 mA, TTL compatible. Absolute maximum voltage: -0.7 V to 50 V (up to 50 V through 3 kΩ).
Mute Switch Attenuation	-50 dB minimum
Cable	6 m (20 ft.) attached unterminated cable with three shielded audio pairs and three shielded conductors for logic control.
Environmental Conditions	Operating temperature: -18 – 57 °C (0 – 135 °F) Storage temperature: -29 – 74 °C (-20 – 165 °F) Relative humidity: 0 – 95%
Power Requirements	MX396/C-DUAL: 48 – 52 Vdc phantom, 10.0 mA MX396/C-TRI: 48 – 52 Vdc phantom, 12.0 mA



MX396 Multi-Element boundary microphone
Dim. x H: 110 mm (4 1/16") x 24 mm (1 5/16")



Available Models

MX396/C-DUAL	Dual-Element 0-180 degrees, back or bottom exit cable, mute output, LED input
MX396/C-TRI	Tri-Element 90-0-90 mic, adjustable to 120-120-120 degrees, back or bottom exit cable, mute output, LED input

Furnished Accessories and Replacement Parts

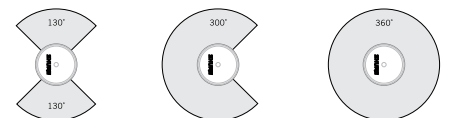
65A2190	Fastening wingnut	R185B	Cardioid replacement cartridge (x 1)
31A2165	Fastening tube	65A405	Rubber isolation rings

Architectural Specifications

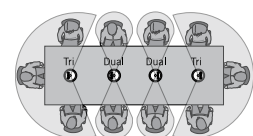
MX396/C-Dual – The microphone shall be a surface mounted, black electret condenser microphone with two cardioid polar pattern elements, each with individual channel output. The microphone shall include a logic enabled, bi-color status indicator and programmable mute switch. The microphone shall be resistant to RF interference from portable mobile and handheld devices. The frequency range shall be 50 Hz to 17 kHz and the sensitivity of each individual element, 18 mV/Pa.

MX396/C-Tri – The microphone shall be a surface mounted, black electret condenser microphone with three cardioid polar pattern elements, each with individual channel output. The microphone shall include a logic enabled, bi-color status indicator and programmable mute switch. The microphone shall be resistant to RF interference from portable mobile and handheld devices. The frequency range shall be 50 Hz to 17 kHz and the sensitivity of each individual element, 18 mV/Pa.

Cross-Table Coverage (Dual) End-Of-Table Coverage (Tri) Center-Of-Table Coverage (Tri)



Example of Boardroom Table Mic Placement Coverage



SHURE[®]
LEGENDARY
PERFORMANCE™

www.shure.com

Installed Microphones | Microflex | 7

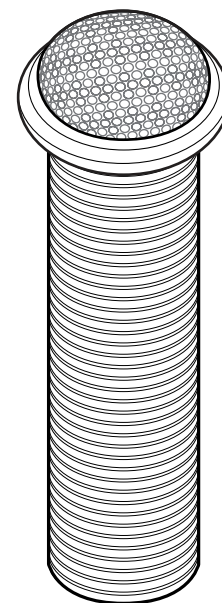
MX395 Low Profile Boundary Microphones

Overview

The Microflex Low Profile Boundary Microphone is an ideal table microphone when minimal presence is of high priority. Perfect for meeting rooms, these microphones deliver exceptional sound pickup while barely being noticed. Choose from a selection of colors and pickup patterns for customized table and ceiling installations.

Specifications (subject to change)

Type	Condenser (electret bias)
Frequency Response	50 – 17,000 Hz
Polar Pattern	MX395/O: Omnidirectional MX395/C: Cardioid MX395/BI: Bidirectional
Output Impedance	EIA rated at 150 Ω (170 Ω actual)
Output Configuration	Active balanced
Sensitivity (at 1 kHz, open circuit voltage; 1 Pascal = 94 dB SPL)	Cardioid: -35 dBV/Pa (18 mV) Omnidirectional: -28 dBV/Pa (42 mV) Bidirectional: -37 dBV/Pa (14 mV)
Maximum SPL (1 kHz at 1% THD, 1 kΩ load)	Cardioid: 121 dB Omnidirectional: 114 dB Bidirectional: 123 dB
Equivalent Output Noise (A-weighted)	Cardioid: 28 dB SPL Omnidirectional: 21 dB SPL Bidirectional: 29 dB
Signal-to-Noise Ratio (referenced at 94 dB SPL at 1 kHz)	Cardioid: 66 dB Omnidirectional: 73 dB Bidirectional: 65 dB
Dynamic Range (1 kΩ load at 1 kHz)	Cardioid: 93 dB Omnidirectional: 93 dB Bidirectional: 94 dB
Common Mode Rejection	45 dB minimum (10 Hz to 100 kHz)
Preamplifier Output Clipping Level (1% THD)	-8 dBV (0.4 V)
Polarity	3-pin XLR: Positive sound pressure on diaphragm produces positive voltage on pin 2 relative to pin 3 of output XLR connector. 5-pin XLR: Positive sound pressure on diaphragm produces positive voltage on pin 4 relative to pin 2 of output XLR connector.
Weight	Net: 136 g (0.30 lb); Packaged: 374 g (0.825 lbs)
Logic Connections	LED IN: Active low (≤ 1.0 V), TTL compatible. Absolute maximum voltage: -0.7 V to 50 V.
Environmental Conditions	Operating temperature: -18 – 57 °C (0 – 135 °F) Storage temperature: -29 – 74 °C (-20 – 165 °F) Relative humidity: 0 – 95%
Power Requirements	MX395: 11 – 52 Vdc phantom, 2.0 mA MX395-LED: 48 – 52 Vdc phantom, 8.0 mA



MX395
Low Profile
Boundary Mic
Diam. x H: 32 mm (1 1/4") x 110 mm (4")

Available Models

The polar pattern of the cartridge is indicated by the model number suffix: C = Cardioid, O = Omnidirectional, BI = Bidirectional

MX395B/C, MX395B/BI, MX395B/O	Black, 3-pin XLR
MX395AL/C, MX395AL/BI, MX395AL/O	Aluminum, 3-pin XLR
MX395W/O	White, 3-pin XLR
MX395B/C-LED, MX395B/BI-LED, MX395B/O-LED	Black, 5-pin XLR, LED, bi-color status indicator

SHURE[®]
LEGENDARY
PERFORMANCE™

www.shure.com

Installed Microphones | Microflex | 8

MX395 Low Profile Boundary Microphones

Furnished Accessories

65A405	Rubber isolation rings
95A1118 (LED Models only)	5-pin XLR-female connector
65A2190	Wing nut

Architectural Specifications

MX395AL/C – The microphone shall be a surface mounted, aluminum finish, electret condenser microphone with low-cut switch and cardioid polar pattern. The visible diameter and height of the microphone above the mounting surface shall be 32 mm (1 ¼”) and 24 mm (5/8”). The microphone shall be resistant to RF interference from portable mobile and handheld devices. The frequency response range shall be 50 Hz to 17 kHz and the sensitivity 18 mV/Pa.

MX395B/C – The microphone shall be a surface mounted, black, electret condenser microphone with low-cut switch and cardioid polar pattern. The visible diameter and height of the microphone above the mounting surface shall be 32 mm (1 ¼”) and 24 mm (5/8”). The microphone shall be resistant to RF interference from portable mobile and handheld devices. The frequency response range shall be 50 Hz to 17 kHz and the sensitivity 18 mV/Pa.

MX395B/C-LED – The microphone shall be a surface mounted, black, electret condenser microphone with low-cut switch and cardioid polar pattern. The microphone shall include a logic controlled, bi-color status indicator. The visible diameter and height of the microphone above the mounting surface shall be 32 mm (1 ¼”) and 24 mm (5/8”). The microphone shall be resistant to RF interference from portable mobile and handheld devices. The frequency response range shall be 50 Hz to 17 kHz and the sensitivity 18 mV/Pa.

MX395AL/O – The microphone shall be a surface mounted, aluminum finish, electret condenser microphone with low-cut switch and omnidirectional polar pattern. The visible diameter and height of the microphone above the mounting surface shall be 32 mm (1 ¼”) and 24 mm (5/8”). The microphone shall be resistant to RF interference from portable mobile and handheld devices. The frequency response range shall be 50 Hz to 17kHz and the sensitivity 42 mV/Pa.

MX395B/O – The microphone shall be a surface mounted, black, electret condenser microphone with low-cut switch and omnidirectional polar pattern. The visible diameter and height of the microphone above the mounting surface shall be 32 mm (1 ¼”) and 24 mm (5/8”). The microphone shall be resistant to RF interference from portable mobile and handheld devices. The frequency response range shall be 50 Hz to 17kHz and the sensitivity 42 mV/Pa.

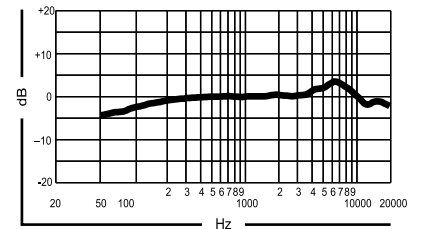
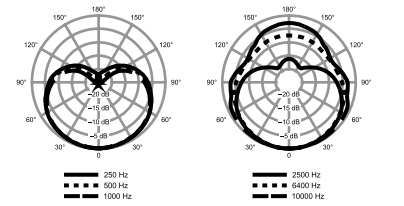
MX395B/O-LED – The microphone shall be a surface mounted, black, electret condenser microphone with low-cut switch and omnidirectional polar pattern. The microphone shall include a logic controlled, bi-color status indicator. The visible diameter and height of the microphone above the mounting surface shall be 32 mm (1 ¼”) and 24 mm (5/8”). The microphone shall be resistant to RF interference from portable mobile and handheld devices. The frequency response range shall be 50 Hz to 17 kHz and the sensitivity 42 mV/Pa.

MX395W/O – The microphone shall be a surface mounted, white, electret condenser microphone with low-cut switch and omnidirectional polar pattern. The visible diameter and height of the microphone above the mounting surface shall be 32 mm (1 ¼”) and 24 mm (5/8”). The microphone shall be resistant to RF interference from portable mobile and handheld devices. The frequency response range shall be 50 Hz to 17kHz and the sensitivity 42 mV/Pa.

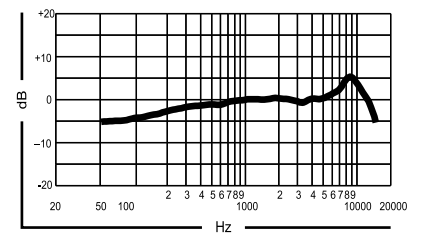
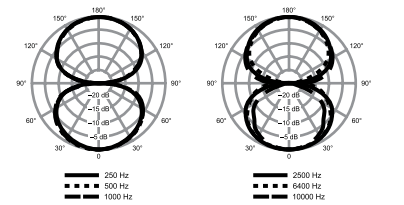
MX395AL/BI – The microphone shall be a surface mounted, aluminum finish, electret condenser microphone with low-cut switch and bi-directional polar pattern. The visible diameter and height of the microphone above the mounting surface shall be 32 mm (1 ¼”) and 24 mm (5/8”). The microphone shall be resistant to RF interference from portable mobile and handheld devices. The frequency response range shall be 50 Hz to 17kHz and the sensitivity 14 mV/Pa.

MX395B/BI – The microphone shall be a surface mounted, black, electret condenser microphone with low-cut switch and bi-directional polar pattern. The visible diameter and height of the microphone above the mounting surface shall be 32 mm (1 ¼”) and 24 mm (5/8”). The microphone shall be resistant to RF interference from portable mobile and handheld devices. The frequency response range shall be 50 Hz to 17 kHz and the sensitivity 14 mV/Pa.

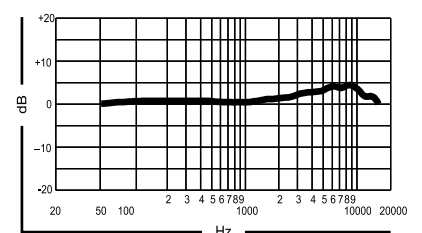
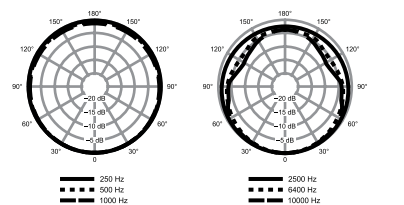
MX395B/BI-LED – The microphone shall be a surface mounted, black, electret condenser microphone with low-cut switch and bi-directional polar pattern. The microphone shall include a logic controlled, bi-color status indicator. The visible diameter and height of the microphone above the mounting surface shall be 32 mm (1 ¼”) and 24 mm (5/8”). The microphone shall be resistant to RF interference from portable mobile and handheld devices. The frequency response range shall be 50 Hz to 17 kHz and the sensitivity 14 mV/Pa.



Cardioid



Bidirectional



Omnidirectional

SHURE[®]
LEGENDARY
PERFORMANCE™

www.shure.com

Installed Microphones | Microflex | 9

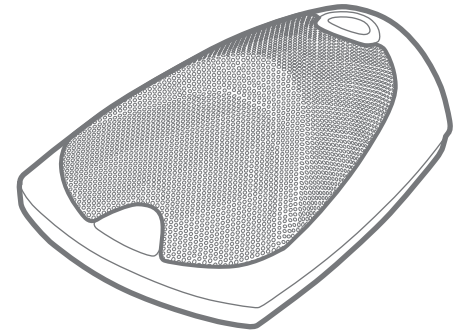
MX690 Wireless Boundary and MX890 Wireless Desktop Base

Overview

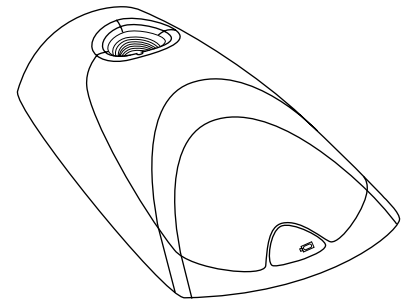
The Microflex Wireless Boundary Microphone as well as the Wireless Desktop Base offer total freedom of placement with no holes to drill or cables to run for installation. They are the perfect solution for conference and meeting spaces where users demand flexibility and high performance. Compatible with Shure SLX® Wireless Systems, including the SLX4L receiver with logic signal output for applications requiring logic functionality.

Specifications (subject to change)

MX690 Microphone Specifications	
Type	Condenser (electret bias)
Frequency Response	50 – 17,000 Hz
Polar Pattern	Cardioid
Sensitivity (at 1 kHz, open circuit voltage; 1 Pascal = 94 dB SPL)	-33 dBV/Pa (22 mV)
Dynamic Range	96 dB (1 kΩ load at 1 kHz)
Common Mode Rejection	45 dB minimum (10 Hz to 100 kHz)
Preamplifier Output Clipping Level (1% THD)	-6 dBV (0.5 V)
Polarity	Positive sound pressure on diaphragm produces positive voltage on pin 2 relative to pin 3 of output XLR connector or tip of 1/4" phone plug (both on SLX4 or SLX4L wireless receiver).
MX690 and MX890 Transmitter Specifications	
RF Power	10 mW
Operating Range	30 m (100 ft) Note: Actual range depends on RF signal absorption, reflection, and interference
Frequency Stability	±10 ppm
Maximum Frequency Deviation	45 kHz
Oscillator Type	Phase-locked loop (PLL) controlled synthesizer
Power Requirements	3 V (2 AA alkaline or rechargeable batteries)
Battery Life	≥8 hours (alkaline)
Power Consumption	130 mA, ± 15 mA
Operating Temperature Range	-18 – 57 °C (0 – 135 °F) Note: Battery may limit this range
Dimensions (H x W x L)	43 mm x 87 mm x 148 mm (1 11/16 x 3 3/8 x 5 13/16 inch)
Weight	MX690 Net: 318 g (11.2 oz) Packaged: 516 g (18.2 oz) MX890 Net: 312 g (11 oz) Packaged: 530 g (18.7 oz)



MX690
Wireless Boundary Microphone
L x W x H: 148 mm x 87 mm x 43 mm
(5 13/16" x 3 3/8" x 1 11/16")



MX890
Wireless Desktop Base
L x W x H: 148 mm x 87 mm x 43 mm
(5 3/4" x 3 7/16" x 1 11/16")

Available Models

MX690	Wireless boundary microphone, cardioid, mute switch
MX890	Wireless desktop base for MX405 and MX410 models, mute switch

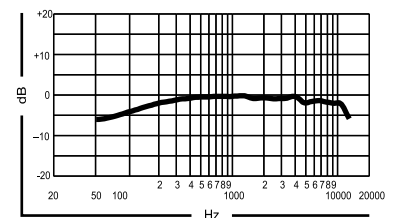
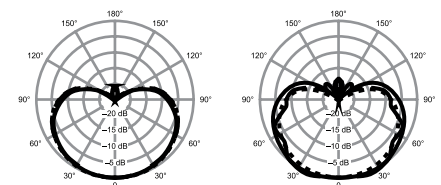
Optional Accessories

SLX4	Wireless diversity receiver	SLX4L	Wireless diversity receiver with logic output
-------------	-----------------------------	--------------	---

Architectural Specifications

MX690 – The microphone shall be a surface mounted, black condenser microphone with a cardioid polar pattern. The microphone shall include a bi-color LED status indicator and a programmable mute switch. The microphone shall have an integrated wireless transmitter for audio signals with switchable carrier frequencies as well as preprogrammed groups up to 12 compatible channels. An infrared signal shall be used to synchronize the frequency between transmitter and receiver. The microphone shall be resistant to RF interference from portable mobile and handheld devices. The frequency range shall be 50 Hz to 17 kHz and the sensitivity shall be 22 mV/Pa.

MX890 – The wireless desk stand shall be a transmitter base for audio signals with switchable carrier frequencies as well as preprogrammed groups with up to 12 compatible channels. An infrared signal shall be used to synchronize the frequency between transmitter and receiver. The wireless desktop base shall be used with the MX405 and MX410 series gooseneck microphones and shall feature a programmable mute switch.



MX690

SHURE[®]
LEGENDARY
PERFORMANCE™

www.shure.com

Installed Microphones | Microflex | 10

MX202 Overhead Microphones

Overview

Easily hung from ceilings, Microflex Overhead Microphones capture sound from speakers, choirs, stages, and more conveniently and unobtrusively from above. Compact and flexible, overhead microphones each feature a 10 cm (4") gooseneck, multiple preamp options for easy installation into ceilings or microphone stands, and versatile condenser cartridges for accurate sound reproduction in any setting.

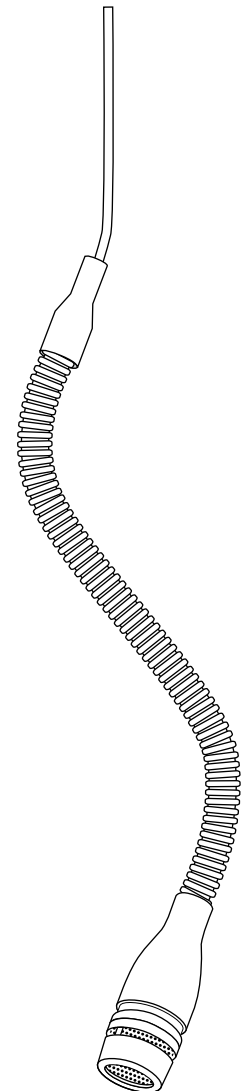
Specifications (subject to change)

Type	Condenser (electret bias)
Frequency Response	50 – 17,000 Hz
Polar Pattern	MX202/C: Cardioid MX202/O: Omnidirectional MX202/S: Supercardioid
Output Impedance	150 Ω rated at EIA (180 Ω actual)
Sensitivity (at 1 kHz, open circuit voltage; 1 Pascal = 94 dB SPL)	Cardioid: -35.0 dBV/Pa (17.8 mV) Supercardioid: -33.5 dBV/Pa (21.1 mV) Omnidirectional: -27.5 dBV/Pa (42.2 mV)
Maximum SPL (1 kHz at 1% THD, 1 kΩ load; All values +6 dB at 0 gain)	Cardioid: 124.2 dB Supercardioid: 122.7 dB Omnidirectional: 116.7 dB
Equivalent Output Noise (A-weighted)	Cardioid: 28.0 dB SPL Supercardioid: 26.5 dB SPL Omnidirectional: 20.5 dB SPL
Signal to Noise Ratio (referenced at 94 dB SPL)	Cardioid: 66.0 dB Supercardioid: 67.5 dB Omnidirectional: 73.5 dB
Dynamic Range (1 kΩ load at 1 kHz)	96.2 dB 100 dB at 0 gain (internal modification)
Common Mode Rejection (10 Hz to 100 kHz)	45 dB minimum
Preamplifier Output Clipping Level (1% THD)	-6 dBV (0.5 V)
Polarity	Positive sound pressure on diaphragm produces positive voltage on pin 2 relative to pin 3 of output connector.
Power Requirements	11 – 52 Vdc phantom, 2.0 mA
Environmental Requirements	Operating temperature range: -18° C – 57° C (0° F – 135° F) Relative humidity: 0 – 95%

Available Models

The polar pattern of the cartridge is indicated by the model number suffix: C = Cardioid, S = Supercardioid, N = No Cartridge

MX202B/C, MX202B/S, MX202B/N	Black mini-condenser microphone; includes cable, in-line preamplifier, and stand adapter
MX202W/C, MX202W/S, MX202W/N	White mini-condenser microphone; includes cable, in-line preamplifier, and stand adapter
MX202BP/C, MX202BP/S, MX202BP/N	Black mini-condenser microphone; includes cable and plate-mounted preamplifier
MX202WP/C, MX202WP/S, MX202WP/N	White mini-condenser microphone; includes cable and plate-mounted preamplifier



MX202
Overhead Microphone
Diam.: 11.7 mm (0.46")
L: 144.5 mm (5.69")

SHURE[®]
LEGENDARY
PERFORMANCE™

www.shure.com

Installed Microphones | **Microflex** | 11

MX202 Overhead Microphones

Furnished Accessories

RK183WS (Black) 95B2064 (White)	Black snap-fit foam windscreen White snap-fit foam windscreen	65B1752	Stand adapter (MX202B)
RK202PK	Preamplifier kit, plate mounted, White (MX202BP & MX202WP)	RK100PK/ RK100PKW	In-line preamplifier (MX202W & MX202B)
80A476	Clamp (MX202B & MX202WP)	80B489	Hang clip

Optional Accessories and Replacement Parts

A202BB	Desk stand	R183B (Black) R183W (White)	Omnidirectional cartridge for all Microflex models
80A479	Strain relief (MX202BP & MX202WP)	R184B (Black) R184W (White)	Supercardioid cartridge for all Microflex models
A57F	Stativ adapter (MX202B)	R185B (Black) R185W (White)	Cardioid cartridge for all Microflex models

Architectural Specifications

MX202B/C – The microphone shall be an electret condenser overhead microphone with a cardioid polar pattern, 100 mm (4”) gooseneck, in-line preamplifier, and black finish. The microphone shall be resistant to RF interference from portable mobile and handheld devices. The frequency response shall be 50 Hz to 17 kHz and the sensitivity shall be 17.8 mV/Pa. The microphone shall offer the option to interchange cartridges with diverse polar pattern.

MX202B/S – The microphone shall be an electret condenser overhead microphone with a supercardioid polar pattern, 100 mm (4”) gooseneck, in-line preamplifier, and black finish. The microphone shall be resistant to RF interference from portable mobile and handheld devices. The frequency response shall be 50 Hz to 17 kHz and the sensitivity shall be 21.1 mV/Pa. The microphone shall offer the option to interchange cartridges with diverse polar pattern.

MX202B/N – The microphone shall be an electret condenser overhead microphone with no included cartridge, 100 mm (4”) gooseneck, in-line preamplifier, and black finish. The microphone shall be resistant to RF interference from portable mobile and handheld devices. The microphone shall offer the option to interchange cartridges with diverse polar pattern.

MX202W/C – The microphone shall be an electret condenser overhead microphone with a cardioid polar pattern, 100 mm (4”) gooseneck, in-line preamplifier, and white finish. The microphone shall be resistant to RF interference from portable mobile and handheld devices. The frequency response shall be 50 Hz to 17 kHz and the sensitivity shall be 17.8 mV/Pa. The microphone shall offer the option to interchange cartridges with diverse polar pattern.

MX202W/S – The microphone shall be an electret condenser overhead microphone with a supercardioid polar pattern, 100 mm (4”) gooseneck, in-line preamplifier, and white finish. The microphone shall be resistant to RF interference from portable mobile and handheld devices. The frequency response shall be 50 Hz to 17 kHz and the sensitivity shall be 21.1 mV/Pa. The microphone shall offer the option to interchange cartridges with diverse polar pattern.

MX202W/N – The microphone shall be an electret condenser overhead microphone with no included cartridge, 100 mm (4”) gooseneck, in-line preamplifier, and white finish. The microphone shall be resistant to RF interference from portable mobile and handheld devices. The microphone shall offer the option to interchange cartridges with diverse polar pattern.

MX202BP/C – The microphone shall be an electret condenser overhead microphone with a cardioid polar pattern, 100 mm (4”) gooseneck, a plate-mounted preamplifier, and black finish. The microphone shall be resistant to RF interference from portable mobile and handheld devices. The frequency response shall be 50 Hz to 17 kHz and the sensitivity shall be 17.8 mV/Pa. The microphone shall offer the option to interchange cartridges with diverse polar pattern.

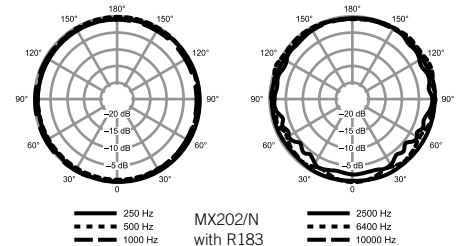
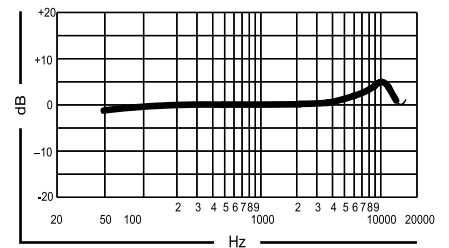
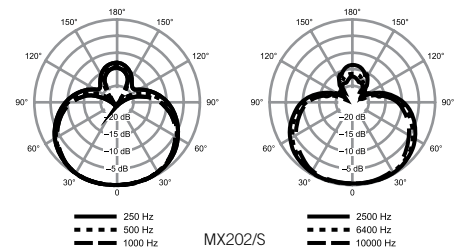
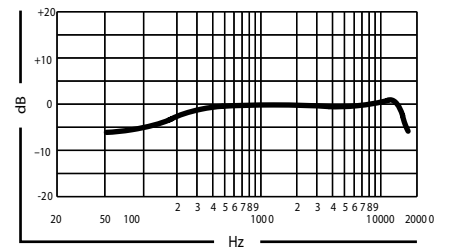
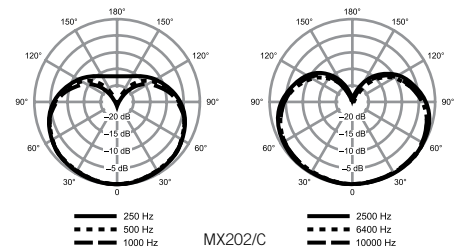
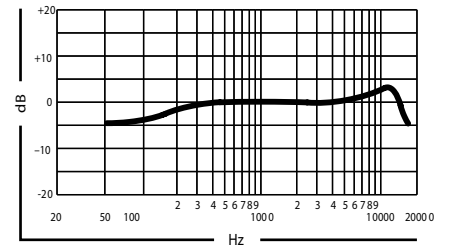
MX202BP/S – The microphone shall be an electret condenser overhead microphone with a supercardioid polar pattern, 100 mm (4”) gooseneck, a plate-mounted preamplifier, and black finish. The microphone shall be resistant to RF interference from portable mobile and handheld devices. The frequency response shall be 50 Hz to 17 kHz and the sensitivity shall be 21.1 mV/Pa. The microphone shall offer the option to interchange cartridges with diverse polar pattern.

MX202BP/N – The microphone shall be an electret condenser overhead microphone with no included cartridge, 100 mm (4”) gooseneck, a plate-mounted preamplifier, and black finish. The microphone shall be resistant to RF interference from portable mobile and handheld devices. The microphone shall offer the option to interchange cartridges with diverse polar pattern.

MX202WP/C – The microphone shall be an electret condenser overhead microphone with a cardioid polar pattern, 100 mm (4”) gooseneck, a plate-mounted preamplifier, and white finish. The microphone shall be resistant to RF interference from portable mobile and handheld devices. The frequency response shall be 50 Hz to 17 kHz and the sensitivity shall be 17.8 mV/Pa. The microphone shall offer the option to interchange cartridges with diverse polar pattern.

MX202WP/S – The microphone shall be an electret condenser overhead microphone with a supercardioid polar pattern, 100 mm (4”) gooseneck, a plate-mounted preamplifier, and white finish. The microphone shall be resistant to RF interference from portable mobile and handheld devices. The frequency response shall be 50 Hz to 17 kHz and the sensitivity shall be 21.1 mV/Pa. The microphone shall offer the option to interchange cartridges with diverse polar pattern.

MX202WP/N – The microphone shall be an electret condenser overhead microphone with no included cartridge, 100 mm (4”) gooseneck, a plate-mounted preamplifier, and white finish. The microphone shall be resistant to RF interference from portable mobile and handheld devices. The microphone shall offer the option to interchange cartridges with diverse polar pattern.



SHURE[®]
LEGENDARY
PERFORMANCE™

www.shure.com

Installed Microphones | Microflex | 12


MX391, MX392, MX393 Boundary Microphones

Overview

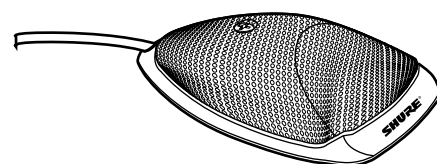
With slim design and superior audio reproduction, Microflex Boundary Microphones are the ideal conference room solution. Equipped with features like programmable, silent membrane switches, interchangeable cartridges, logic inputs and outputs, and LED indicators, Microflex Boundary microphones provide high-quality sound for a wide range of applications.

Specifications (subject to change)

Type	Condenser (electret bias)	
Frequency Response	50 – 17,000 Hz	
Polar Pattern	MX391/C, MX392/C, MX393/C: Cardioid MX391/S, MX392/S, MX393/S: Supercardioid MX391/O, MX392/O, MX393/O: Omnidirectional	
Output Impedance	EIA rated at 150 Ω (180 Ω actual)	
Logic Connections (MX392 Only)	LED IN: Active low (≤1.0 V), TTL compatible. Absolute maximum voltage: -0.7 V to 50 V. SWITCH OUT: Active low (≤0.5 V), sinks up to 20 mA, TTL compatible. Absolute maximum voltage: -0.7 V to 50 V (up to 50 V through 3 kΩ).	
Environmental Conditions	Operating temperature range: -18° C – 57° C (0° F – 135° F) Relative Humidity: 0 – 95%	
Power Requirements	11 – 52 Vdc phantom, 2.0 mA	
	MX391	MX392/MX393
Sensitivity (at 1 kHz, open circuit voltage; 1 Pascal = 94 dB SPL); All settings -12 dB at 0 gain (internal modification)	Cardioid -29.5 dB (33.5 mV) Supercardioid -28.3 dB (38.5 mV) Omnidirectional -21.8 dB (81.4 mV)	Cardioid: -27.5 dBV/Pa (42.2 mV) Supercardioid: -26.5 dBV/Pa (47.3 mV) Omnidirectional: -22.0 dBV/Pa (79.4 mV)
Maximum SPL (1 kHz at 1% THD, 1 kΩ load); All settings +6 dB at 0 gain (internal modification)	Cardioid: 118.8 dB Supercardioid: 117.5 dB Omnidirectional: 110.7 dB	Cardioid: 117.0 dB Supercardioid: 116.0 dB Omnidirectional: 111.5 dB
Equivalent Output Noise (A-weighted)	Cardioid: 22.6 dB SPL Supercardioid: 21.3 dB SPL Omnidirectional: 14.5 dB SPL	Cardioid: 23.0 dB Supercardioid: 22.0 dB Omnidirectional: 17.5 dB
Signal-to-Noise Ratio (referenced at 94 dB SPL at 1 kHz)	Cardioid: 71.4 dB Supercardioid: 72.7 dB Omnidirectional: 79.5 dB	Cardioid: 71.0 dB Supercardioid: 72.0 dB Omnidirectional: 76.5 dB
Dynamic Range (1 kΩ load at 1 kHz)	96.2 dB	94.0 dB
Common Mode Rejection (10 Hz to 100 kHz)	45 dB minimum, 10 Hz to 100 kHz	45 dB minimum, 10 Hz to 100 kHz
Preamplifier Output Clipping Level (1% THD)	-6 dBV (0.5 V)	-6 dBV (0.5 V)
Polarity	Positive sound pressure on diaphragm produces positive voltage on pin 2 relative to pin 3 of the preamplifier XLR output	Positive sound pressure on diaphragm produces positive voltage on pin 2 relative to pin 3 of output connector (MX393) or red wire relative to black wire (MX392).



MX391
Boundary microphone
L x W x H: 79.4 mm x 53 mm x 19 mm
3.13" x 2.08" x 0.75"



MX392/ MX393
Boundary microphone
L x W x H: 108.3 mm x 76.2 mm x 21.2 mm
(4.26" x 3.0" x 0.83")

Available Models

The polar pattern of the cartridge is indicated by the model number suffix: C = Cardioid, O = Omnidirectional, S = Supercardioid

MX391/C, MX391/S, MX391/O	Black surface-mount microphone, attached 3.7 m (12 ft.) cable terminated, 4-pin mini connector, separate preamplifier
MX391W/C, MX391W/S, MX391W/O	White surface-mount microphone, attached 3.7 m (12 ft.) cable terminated, 4-pin mini connector, separate preamplifier
MX392/C, MX392/S, MX392/O	Surface-mount microphone, programmable membrane on/off switch, logic input/output terminals, on/off indicator LED, screw terminal connections, attached 3.7 m (12 ft.) unterminated cable
MX393/C, MX393/S, MX393/O	Surface-mount microphone, programmable membrane on/off switch, on/off indicator LED, miniature three pin connector, and detachable 3.7 m (12 ft.) cable.

SHURE[®]
LEGENDARY
PERFORMANCE™

www.shure.com

Installed Microphones | Microflex | 13

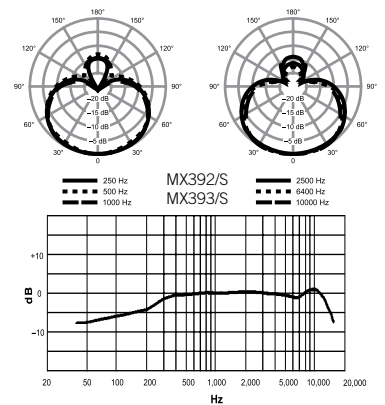
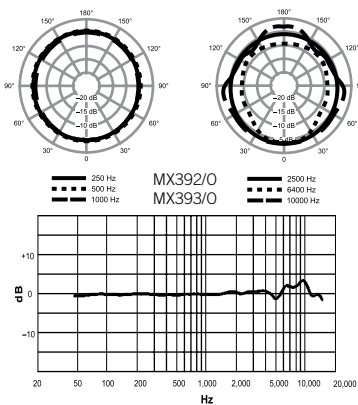
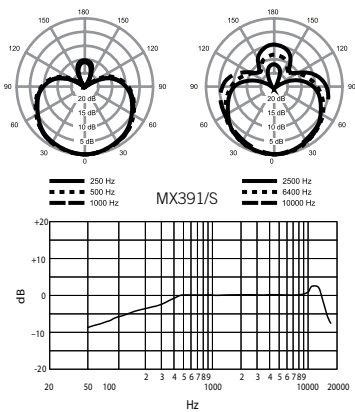
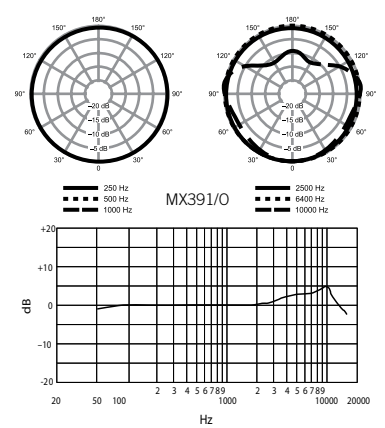
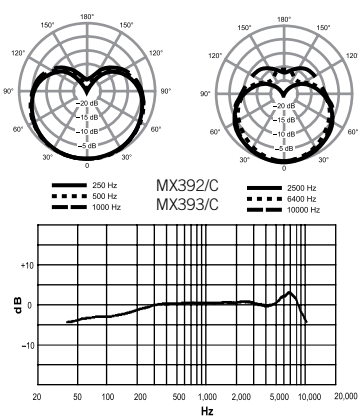
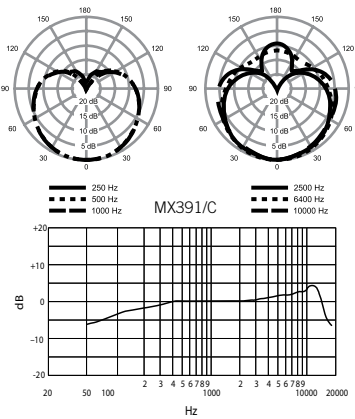
MX391, MX392, MX393 Boundary Microphones

Furnished Accessories

95B2313	Zipper bag	80A541	Switch paint mask (MX392/MX393)
80C514	Paint mask (MX392/MX393)	36A664	Paint plug (MX392/MX393)
RK100PK	In-line preamp (MX391/MX391W)		

Optional Accessories and Replacement Parts

R183B	Omnidirectional cartridge for all Microflex models	C129	3,7 m (12") cable 3-pin miniature connector (TA3F) to male XLR (MX393)
R184B	Supercardioid cartridge for all Microflex models	C130	Custom-logic cable with threaded adapter
R185B	Cardioid cartridge for all Microflex models	15A525	Custom logic cable (specify length)



SHURE[®]
LEGENDARY
PERFORMANCE™

www.shure.com

MX391, MX392, MX393 Boundary Microphones

Architectural Specifications

MX391/C – The microphone shall be a surface mounted, black electret condenser microphone with a cardioid polar pattern, a 3.7 m (12 ft.) cable terminated with a 4-pin mini connector, and in-line preamplifier. The microphone shall be resistant to RF interference from portable mobile and handheld devices. The frequency response shall be 50 Hz to 17 kHz and the sensitivity shall be 33.5 mV/Pa.

MX391/S – The microphone shall be a surface mounted, black electret condenser microphone with a supercardioid polar pattern, a 3.7 m (12 ft.) cable terminated with a 4-pin mini connector, and in-line preamplifier. The microphone shall be resistant to RF interference from portable mobile and handheld devices. The frequency response shall be 50 Hz to 17 kHz and the sensitivity shall be 38.5 mV/Pa.

MX391/O – The microphone shall be a surface mounted, black electret condenser microphone with an omnidirectional polar pattern, a 3.7 m (12 ft.) cable terminated with a 4-pin mini connector, and in-line preamplifier. The microphone shall be resistant to RF interference from portable mobile and handheld devices. The frequency response shall be 50 Hz to 17 kHz and the sensitivity shall be 81.4 mV/Pa.

MX391W/C – The microphone shall be a surface mounted, white electret condenser microphone with a cardioid polar pattern, a 3.7 m (12 ft.) cable terminated with a 4-pin mini connector, and in-line preamplifier. The microphone shall be resistant to RF interference from portable mobile and handheld devices. The frequency response shall be 50 Hz to 17 kHz and the sensitivity shall be 33.5 mV/Pa.

MX391W/S – The microphone shall be a surface mounted, white electret condenser microphone with a supercardioid polar pattern, a 3.7 m (12 ft.) cable terminated with a 4-pin mini connector, and in-line preamplifier. The microphone shall be resistant to RF interference from portable mobile and handheld devices. The frequency response shall be 50 Hz to 17 kHz and the sensitivity shall be 38.5 mV/Pa.

MX391W/O – The microphone shall be a surface mounted, white electret condenser microphone with an omnidirectional polar pattern, a 3.7 m (12 ft.) cable terminated with a 4-pin mini connector, and in-line preamplifier. The microphone shall be resistant to RF interference from portable mobile and handheld devices. The frequency response shall be 50 Hz to 17 kHz and the sensitivity shall be 81.4 mV/Pa.

MX392/C – The microphone shall be a surface mounted, black electret condenser microphone with a cardioid polar pattern, programmable membrane on/off switch, and logic controlled LED indicator. The microphone shall be resistant to RF interference from portable mobile and handheld devices. The frequency response shall be 50 Hz to 17 kHz and the sensitivity shall be 42.2 mV/Pa.

MX392/S – The microphone shall be a surface mounted, black electret condenser microphone with a supercardioid polar pattern, programmable membrane on/off switch, and logic controlled LED indicator. The microphone shall be resistant to RF interference from portable mobile and handheld devices. The frequency response shall be 50 Hz to 17 kHz and the sensitivity shall be 47.3 mV/Pa.

MX392/O – The microphone shall be a surface mounted, black electret condenser microphone with an omnidirectional polar pattern, programmable membrane on/off switch, and logic controlled LED indicator. The microphone shall be resistant to RF interference from portable mobile and handheld devices. The frequency response shall be 50 Hz to 17 kHz and the sensitivity shall be 79.4 mV/Pa.

MX393/C – The microphone shall be a surface mounted, black electret condenser microphone with a cardioid polar pattern, programmable membrane on/off switch with LED indicator. The microphone shall include a removable 3.7 m (12 ft.) cable, connected to the microphone through a TA3F connector and which terminates to a XLR connector. The microphone shall be resistant to RF interference from portable mobile and handheld devices. The frequency response shall be 50 Hz to 17 kHz and the sensitivity shall be 42.2 mV/Pa.

MX393/S – The microphone shall be a surface mounted, black electret condenser microphone with a supercardioid polar pattern, programmable membrane on/off switch with LED indicator. The microphone shall include a removable 3.7 m (12 ft.) cable, connected to the microphone through a TA3F connector and which terminates to a XLR connector. The microphone shall be resistant to RF interference from portable mobile and handheld devices. The frequency response shall be 50 Hz to 17 kHz and the sensitivity shall be 47.3 mV/Pa.



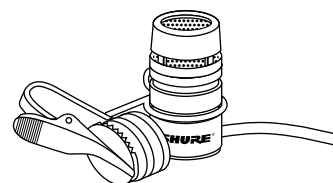
MX183, MX184, MX185 Lavalier Microphones

Overview

Attached to a tie or lapel, Microflex Lavalier Microphones offer freedom of movement to any situation involving voice reproduction. As stylish as they are convenient, Lavaliers are available in different directional patterns, come with multiple clip options, and are compatible with all Shure wireless platforms.

Specifications (subject to change)

Type	Condenser (electret bias)
Frequency Response	50 – 17,000 Hz
Polar Pattern	MX183: Omnidirectional MX184: Supercardioid MX185: Cardioid
Output Impedance	EIA rated at 150 Ω (170 Ω actual)
Sensitivity (at 1 kHz, open circuit voltage; 1 Pascal = 94 dB SPL; all settings -12 dB at 0 gain)	MX183: -27.5 dB (42.2 mV) MX184: -33.5 dB (21.1 mV) MX185: -35.4 dB (17.0 mV)
Maximum SPL (1 kHz at 1% THD, 1 kΩ load; all settings +6 dB at 0 gain)	MX183: 116.7 dB MX184: 122.7 dB MX185: 124.2 dB
Equivalent Output Noise (A-weighted)	MX183: 20.5 dB MX184: 26.5 dB MX185: 28.0 dB
Signal-to-Noise Ratio (referenced at 94 dB SPL at 1 kHz)	MX183: 73.5 dB MX184: 67.5 dB MX185: 66.0 dB
Dynamic Range (1 kΩ load at 1 kHz)	96.2 dB 100 dB at 0 gain (internal modification)
Common Mode Rejection (10 Hz to 100 kHz)	45 dB minimum
Polarity	Positive sound pressure on diaphragm produces positive voltage on pin 2 relative to pin 3 of output XLR connector.
Environmental Conditions	Operating temperature range: -18°– 57° C (0° – 135° F) Storage temperature range: -29° – 74° C (-20° – 165° F)
Power Requirements	11 – 52 Vdc phantom, 2.0 mA
Cable	Shielded 1.2 m (4 ft.) cable terminated with a 4-pin female mini connector (TA4F)



MX183/ MX184/ MX185
Lavalier microphone
H x Diam.: 22 mm x 12 mm
(0.85" x 0.46")

Available Models

MX183	Omnidirectional, includes belt-clip preamp, rotatable tie clip, dual tie clip, snap-fit windscreen
MX184	Supercardioid, includes belt-clip preamp, rotatable tie clip, dual tie clip, snap-fit windscreen
MX185	Cardioid, includes belt-clip preamp, rotatable tie clip, dual tie clip, snap-fit windscreen

SHURE[®]
LEGENDARY
PERFORMANCE™

www.shure.com

MX183, MX184, MX185 Lavalier Microphones

Furnished Accessories

26A13	Zipper bag	RK183T1	Tie clip
RK261BWS	Foam windscreen	RK183T2	Dual tie clip
RK183WS	Snap-fit windscreen	RK100PK	In-line preamp
80A67	Hex wrench #4		

Optional Accessories and Replacement Parts

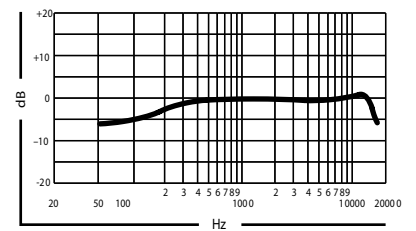
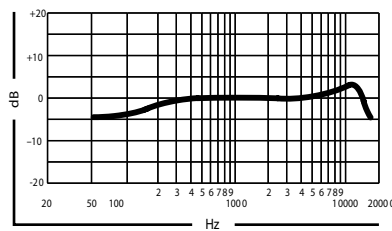
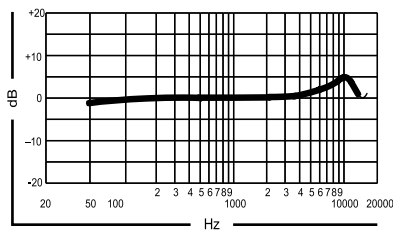
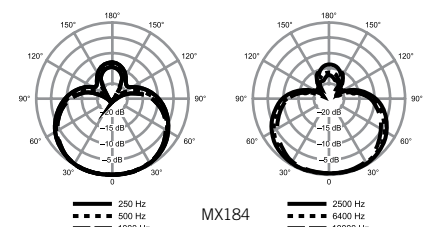
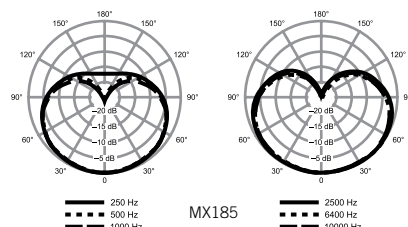
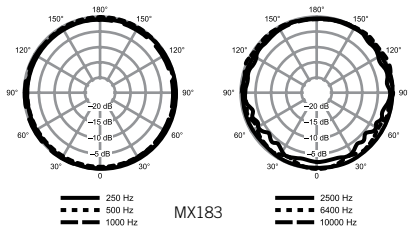
R183B	Omnidirectional cartridge for all Microflex models	R184B	Supercardioid cartridge for all Microflex models	R185B	Cardioid cartridge for all Microflex models
MX1BP	Battery powered preamp	53A2133A	Belt clip for in-line preamp	WA333	4-pin female mini connector (TA4F)
C133	Replacement cable, Microphone to preamp				

Architectural Specifications

MX183 – The microphone shall be black electret condenser lavalier microphone with an omnidirectional polar pattern, in-line belt-clip preamp, and 1.2 m (4 ft) cable that terminates with a 4-pin miniature (TA4F) connector. The microphone shall be resistant to RF interference from portable mobile and handheld devices. The frequency response shall be 50 Hz to 17 kHz and the sensitivity shall be 42.4 mV/Pa.

MX184 – The microphone shall be a black electret condenser lavalier microphone with a supercardioid polar pattern, in-line belt-clip preamp, and 1.2 m (4 ft) cable that terminates with a 4-pin miniature (TA4F) connector. The microphone shall be resistant to RF interference from portable mobile and handheld devices. The frequency response shall be 50 Hz to 17 kHz and the sensitivity shall be 21.1 mV/Pa.

MX185 – The microphone shall be a black electret condenser lavalier microphone with a cardioid polar pattern, in-line belt-clip preamp, and 1.2 m (4 ft) cable that terminates with a 4-pin miniature (TA4F) connector. The microphone shall be resistant to RF interference from portable mobile and handheld devices. The frequency response shall be 50 Hz to 17 kHz and the sensitivity shall be 17.0 mV/Pa.



SHURE
LEGENDARY
PERFORMANCE™

Europe, Middle East, Africa:
Shure Europe GmbH
Wannenäckerstr. 28
74078 Heilbronn, Germany

Phone: 49-7131-7214-0
Fax: 49-7131-7214-14
Email: info@shure.de

United States:
Shure Incorporated
5800 West Touhy Avenue
Niles, IL 60714-4608 USA

Phone: 1-847-600-2000
Fax: 1-847-600-1212
Email: info@shure.com

Asia, Pacific:
Shure Asia Limited
Unit 301, 3rd Floor
Citicorp Centre
18, Whitfield Road
Causeway Bay, Hong Kong

Phone: 852-2893-4290
Fax: 852-2893-4055
Email: info@shure.com.hk

Canada, Latin America, Caribbean:
Shure Incorporated
5800 West Touhy Avenue
Niles, IL 60714-4608 USA

Phone: 1-847-600-2000
Fax: 1-847-600-6446
Email: international@shure.com