


HD-MD-300-C-E

HD Scaling Auto-Switcher & Extender 300

- > 2x1+1 high-definition digital AV switcher, scaler, and extender
- > Fully-automatic operation — no control system, control panel, or programming required!
- > Easy web browser setup
- > Integrates with Crestron Fusion® via the CEN-AVF-HUB^[2]
- > Supports integration with a Crestron® control system for fully programmable functionality
- > Includes an in-wall transmitter and surface-mountable receiver
- > Transmitter includes one HDMI® input, one VGA input, and one analog audio input^[2,3,4]
- > A convenience LAN jack provides a passive CAT6a network pass-through connection
- > Receiver includes one HDMI input, one HDMI output, and one analog audio output^[2,5,6]
- > A single CATx cable links the transmitter to the receiver^[1]
- > Supports cable lengths up to 230 feet (70 meters) between the transmitter and receiver^[1]
- > Automatically scales input signals to match the native resolution of the room display
- > Supports a range of display resolutions up to Full HD 1080p and WUXGA
- > Supports any input resolution up to Full HD 1080p and WUXGA^[10]
- > Performs deinterlacing of NTSC, PAL, and 1080i sources
- > Handles Dolby Digital® 5.1, DTS® 5.1, and uncompressed 7.1 linear PCM audio
- > Allows stereo HDMI-to-analog audio de-embedding^[6]
- > Provides up to 150 ms lip-sync audio delay
- > QuickSwitch HD™ technology manages HDCP keys for fast, reliable switching
- > Includes comprehensive built-in EDID configuration tools
- > Provides a 10/100 Ethernet LAN connection
- > Enables device control via CEC, IR, or RS-232
- > Universal 100-240V external power pack included



Faceplate
not included



standard 2-gang electrical box, while the receiver mounts behind the display or above the projector. The only connection required between the transmitter and receiver is a single CAT type twisted pair cable.^[1] A LAN port on the receiver allows for connection to an Ethernet network to enable easy setup and configuration via a web browser. Advanced functionality is enabled through integration with a [Crestron control system](#).

Convenience LAN Jack

The wall plate transmitter includes a CAT6a RJ45 convenience jack, which can be used to provide a 1000Base-T network connection for computers and other devices. The front panel jack simply passes through to a parallel jack on the rear, which connects to a dedicated port on the customer's LAN and eliminates the need for a separate RJ45 wall jack.

Note: This LAN jack is completely independent of the LAN port on the receiver and cannot be used to interface the HD-MD-300-C-E with a computer, control system, or any other equipment.

Multimedia Computer/AV Auto-Switcher

The HD-MD-300-C-E handles high-definition video and computer sources with resolutions up to Full HD 1080p60, 1080i30, or WUXGA 1920x1200. One HDMI input, one VGA input, and one analog audio input are provided on the transmitter to support the connection of computers, mobile devices, and other media sources. An additional HDMI input is provided on the receiver, which may be wired to an optional [wall plate](#) or used to connect a Crestron [AirMedia®](#) wireless presentation gateway or other multimedia source installed permanently at the display device.

The inputs on both components can be configured to switch automatically or be controlled through a Crestron control system. Auto-detection on each input enables plug-and-play simplicity, supporting HDMI, DVI, or Dual-Mode DisplayPort signals via any HDMI input, and VGA, RGB, or

The Crestron® HD-MD-300-C-E delivers an incredibly simple and cost-effective multimedia presentation solution for classrooms and meeting spaces. It allows a laptop or mobile device (HDMI® or VGA) to be connected at a wall plate, and routes the signal to a display or projector up to 230 feet (70 meters) away. An additional HDMI source can be connected at the display device location (or through an optional wall plate near the display). Fully automatic operation detects when a source is connected or disconnected at any input and turns the display on and off, alleviating the need for any control panels or remotes. Built-in scaling ensures an optimal video image for SD and HD video signals, as well as for high-res computer signals.

Composed of a compact transmitter and receiver pair (models HD-TX-201-C-2G-E and HD-RX-201-C-E respectively), the HD-MD-300-C-E installs in minutes and requires no special programming. The transmitter mounts in a

HD-MD-300-C-E HD Scaling Auto-Switcher & Extender 300

component video signals via the VGA input.^[2,3] The analog audio input is switched in tandem with the VGA input.^[4] The auto-switching behavior can be configured using “priority routing” mode, allowing the installer to define which inputs take precedence over other inputs when connecting multiple sources.

A single HDMI output is provided on the receiver to feed the display device. This output can support either HDMI or DVI signal types.^[5] A stereo analog audio output is also included to feed an optional [sound bar](#) or [amplifier](#).^[6]

HD Signal Extender

A single CAT type cable (sold separately) links the HD-MD-300-C-E transmitter and receiver together. This cable can be up to 230 feet (70 meters) in length, offering an ideal signal extender solution for virtually any room with a single display device.^[1]

HD Scaler

One might assume that any modern display device should support whatever sources you connect to it. In fact, many displays just can't handle all the different formats and resolutions you're likely to encounter day-to-day in a dynamic presentation environment. With its built-in professional scaler, the HD-MD-300-C-E enables support for a complete range of digital and analog signals, ensuring that every source displays reliably and beautifully. Automatic calibration is achieved using the display's EDID^[7] — just connect the receiver to the display and it intelligently converts and enhances the signal for optimal appearance on the display screen.

EDID Format Management

To ensure that every source gets displayed at its optimal resolution and format, the HD-MD-300-C-E provides comprehensive management of the EDID information that passes between the display, scaler, and source devices. Most applications require no changes to the default settings. For applications requiring custom configuration, the HD-MD-300-C-E allows for easy assessment of each device's format and resolution capabilities, with the ability to configure signals appropriately for the most desirable and predictable behavior.

QuickSwitch HD™ Technology



Handling digital media signals means handling HDCP (High-bandwidth Digital Content Protection), the encryption scheme used by content providers to protect their DVDs, Blu-ray™ discs, and broadcast signals against unauthorized copying. Viewing HDCP encrypted content requires a source device to “authenticate” each display and signal processor in the system and issue it a “key” before delivering an output signal. Crestron QuickSwitch HD manages these keys to ensure fast, reliable switching and immunity to “blackouts.”

Audio De-Embedding

Its analog audio output allows the HD-MD-300-C-E to extract the stereo audio signal from digital sources to feed a sound bar, amplified speakers, or a separate sound system.^[6]

Embedded Device Control

To deliver fully automatic operation of the complete system, the HD-MD-300-C-E can turn the display device on and off via its HDMI connection using CEC (Consumer Electronics Control) commands, or via



HD-MD-300-C-E Transmitter – Front, Top, and Rear Views
White version shown with no faceplate

HD-MD-300-C-E HD Scaling Auto-Switcher & Extender 300



HD-MD-300-C-E Receiver – Top, Front, and Bottom Views

the built-in IR or RS-232 port. For advanced applications using a Crestron control system, all of the HD-MD-300-C-E's HDMI, IR, and RS-232 ports can be utilized to attain fully-programmable control of the display, sources, and other devices in the room.

Enterprise Management Option

The optional .AV Framework™ Hub (CEN-AVF-HUB^[8]) can be added to enable centralized monitoring using the Crestron Fusion® Enterprise Management Service. A single “AVF Hub” can support up to 15 HD-MD-300-C-Es connected over an Ethernet LAN. Refer to the CEN-AVF-HUB spec sheet for additional information.

Control System Integration

Fully programmable functionality can be enabled through integration with a Crestron control system.

Low-Profile Installation

The wall plate transmitter (HD-TX-201-C-2G-E) is designed to mount in a 2-gang electrical box^[9], while the receiver (HD-RX-201-C-E) typically mounts on the wall behind a flat-panel display or on the ceiling above a projector. Alternately, the receiver can be attached to a single rack rail in the back of an equipment cabinet. Both components are powered together using a single wall mount power pack (included) connected at the receiver location. Power is carried between the receiver and transmitter over the signal extension link connection.

Easy Setup

Simplified setup, configuration, and basic operation is provided through a Web browser user interface. Essential controls and status indicators are also provided on each unit for easy testing and troubleshooting without a computer during installation.

SPECIFICATIONS

Video

Switcher: 2x1+1 (2 inputs at transmitter + 1 input at receiver) auto-switching, auto-detecting multi-format digital/analog inputs; Crestron QuickSwitch HD technology

Scaler: HD video scaler and deinterlacer, noise reduction, 3:2/2:2 pull-down detection and recovery, aspect ratio selection, VGA phase/clock & H/V position adjustments, picture and RGB color adjustments

Input Signal Types: HDMI w/Deep Color (DVI & Dual-Mode DisplayPort compatible^[2]), VGA/RGB (RGBHV, RGBS, RGSB), component (YPbPr)^[3]

Output Signal Types: HDMI w/Deep Color (DVI compatible^[5])

Input Resolutions, HDMI, Progressive: 640x480@60/72/75/85Hz, 720x480@60Hz (480p), 720x576@50Hz (576p), 800x600@56/60/72/75/85Hz, 848x480@60Hz, 852x480@60Hz, 854x480@60Hz, 1024x768@60/70/75/85Hz, 1024x852@60Hz, 1024x1024@60Hz, 1280x720@50/60Hz (720p50/60), 1280x768@60Hz, 1280x800@60Hz, 1280x960@60Hz, 1280x1024@60/75/85Hz, 1360x768@60Hz, 1365x1024@60Hz, 1366x768@60Hz, 1400x1050@60Hz, 1440x900@60Hz, 1600x900@60Hz^[11], 1600x1200@60Hz, 1680x1050@60Hz, 1920x1080@24/25/50/60Hz (1080p24/25/50/60), 1920x1200@60Hz^[11], plus any other resolution up to 165MHz pixel clock

Input Resolutions, HDMI, Interlaced: 720x480@30Hz (480i), 720x576@25Hz (576i), 1920x1080@25/30Hz (1080i25/30), plus any other resolution up to 165MHz pixel clock

Input Resolutions, RGB/VGA, Progressive: 640x480@60/72/75/85Hz, 720x480@60Hz (480p), 720x576@50Hz (576p), 800x600@56/60/72/75/85Hz, 848x480@60Hz, 1024x768@60/70/75/85Hz, 1280x720@50/60Hz (720p50/60), 1280x768@60Hz, 1280x800@60Hz, 1280x960@60Hz, 1280x1024@60/75/85Hz, 1360x768@60Hz, 1366x768@60Hz, 1400x1050@60Hz, 1440x900@60Hz, 1600x1200@60Hz, 1680x1050@50/60Hz, 1920x1080@50/60Hz (1080p50/60), 1920x1200@60Hz^[11], plus any other resolution up to 165MHz pixel clock

Input Resolutions, Component, Progressive: 480p, 576p, 720p50, 720p60, 1080p24, 1080p30, 1080p50 (1125 lines), 1080p60

Input Resolutions, Component, Interlaced: 480i, 576i, 1080i25 (1125 lines), 1080i30

Scaler Output Resolutions, HDMI, Progressive: 640x480@60Hz, 720x480@60Hz (480p), 720x576@50Hz (576p), 800x600@60Hz, 840x480@60Hz, 1024x768@60Hz, 1280x720@50/60Hz (720p50/60), 1280x768@60Hz^[12], 1280x800@60Hz^[12], 1280x960@60Hz, 1280x1024@60Hz, 1360x768@60Hz, 1366x768@60Hz^[12], 1400x1050@60Hz^[12], 1440x900@60Hz^[12], 1600x900@60Hz^[11], 1600x1200@60Hz, 1680x1050@60Hz^[12], 1920x1080@50/60Hz (1080p50/60), 1920x1200@60Hz^[11]

Scaler Output Resolutions, HDMI, Interlaced: 480i, 576i, 1080i25, 1080i30

HD-MD-300-C-E HD Scaling Auto-Switcher & Extender 300

Audio

Switcher: 2x1+1 (2 inputs at transmitter + 1 input at receiver)

Input Signal Types: HDMI (Dual-Mode DisplayPort compatible), analog stereo

Output Signal Types: HDMI, analog stereo^[6]

Digital Formats: Dolby Digital, Dolby Digital EX, DTS, DTS-ES, DTS 96/24, LPCM up to 8 channels

Analog Formats: Stereo 2-channel^[6]

Analog-To-Digital Conversion: 24-bit 48 kHz

Digital-To-Analog Conversion: 24-bit 48 kHz

Lip-Sync Delay: 0 to 150 ms (maximum delay time is reduced for input signals with sampling rates over 48 kHz)

Analog Output Volume: -80 to +20 dB Level adjustment range, plus Mute

Analog Input Performance:

Frequency Response: 20 Hz to 20 kHz ± 0.75 dB;

S/N Ratio: >90 dB, 20 Hz to 20 kHz A-weighted;

THD+N: <0.006% @ 1 kHz;

Stereo Separation: >80 dB

Analog Output Performance:

Frequency Response: 20 Hz to 20 kHz ± 0.5 dB;

S/N Ratio: >95 dB, 20 Hz to 20 kHz A-weighted;

THD+N: <0.005% @ 1 kHz;

Stereo Separation: >80 dB

Communications

Ethernet: 10/100 Mbps, auto-switching, auto-negotiating, auto-discovery, full/half duplex, DHCP, Web browser setup and control, Crestron control system integration

RS-232: 2-way device control and monitoring up to 115.2k baud with hardware and software handshaking

IR: 1-way device control via infrared up to 60 kHz

HDMI: HDCP 1.4, EDID, CEC

NOTE: Supports management of HDCP and EDID; supports management of CEC between the connected HDMI devices and a control system

Connectors – Receiver (HD-RX-201-C-E)

HDMI, INPUT 1: (1) HDMI Type A connector, female;

HDMI digital video/audio input;

(DVI & Dual-Mode DisplayPort compatible^[2])

FROM TX, INPUT 2: (1) 8-pin RJ45 connector, female, shielded;

Signal extension link input port;

Connects to the TO RX port of the companion transmitter via CAT5e or Crestron DM-CBL-8G cable^[1]

HDMI OUTPUT: (1) HDMI Type A connector, female;

HDMI digital video/audio output (DVI compatible^[5])

AUDIO L/R: (1) 5-pin 3.5mm detachable terminal block;

Balanced/unbalanced stereo line-level audio output^[6];

Maximum Output Level: 4 Vrms balanced, 2 Vrms unbalanced

Output Impedance: 200 Ohms balanced, 100 Ohms unbalanced

IR: (1) 2-pin 3.5 mm detachable terminal block;

IR port;

IR output up to 60 kHz

COM: (1) 5-pin 3.5 mm detachable terminal block;

Bidirectional RS-232 port;

Up to 115.2k baud, hardware and software handshaking support

LAN: (1) 8-pin RJ45 connector, female;

10Base-T/100Base-TX Ethernet port

24VDC 1.25A: (1) 2.1 x 5.5 mm DC power connector;

24 Volt DC power input;

PW-2412WU power pack included

SERVICE: (1) USB Type A connector, female;

For factory use only

Connectors – Transmitter (HD-TX-201-C-2G-E)

HDMI IN: (1) HDMI Type A connector, female;

HDMI digital video/audio input;

(DVI & Dual-Mode DisplayPort compatible^[2])

VGA IN: (1) HD15 connector, female;

RGB (VGA) or component video input^[3];

Formats: RGBHV, RGBS, RGSB, YPbPr

AUDIO IN: (1) 3.5 mm TRS mini phone jack;

Unbalanced stereo line-level audio input^[4];

Maximum Input Level: 2 Vrms;

Input Impedance: 44k Ohms

LAN (Front): (1) 8-pin RJ45 connector, female;

Passive pass-through to the rear panel LAN jack;

See "LAN (Rear)" specifications below

SERVICE (Right Side): (1) USB Type A connector, female;

For factory use only

TO RX (Rear): (1) 8-pin RJ45 connector, female, shielded;

Signal extension link output port;

Connects to the FROM TX, INPUT 2 port of the companion receiver via CAT5e or Crestron DM-CBL-8G cable^[1]

24VDC 1.25A (Rear): (2) Captive screw terminals;

Not used

LAN (Rear): (1) 8-pin RJ45 connector, female;

Passive pass-through to the front panel LAN jack;

Compatible Cable Standards: CAT5e, CAT6, CAT6a;

Low Level Contact Resistance: 100 m Ω maximum;

Insulation Resistance: 500 m Ω minimum at 500 Volts DC;

Dielectric Withstanding Voltage: 1000 Volts AC between contacts and shell;

Voltage Rating: 125 Volts AC;

Current Rating: 1.5 Amps;

PoE Compatibility: IEEE 802.3at PoE & PoE+;

Insertion Force: 22 N maximum;

Retention Force: 76 N minimum

HD-MD-300-C-E HD Scaling Auto-Switcher & Extender 300

Controls & Indicators – Receiver (HD-RX-201-C-E)

FROM TX, INPUT 2: (2) LEDs, green LED indicates signal extension link status, amber LED indicates video and HDCP signal presence

LAN: (2) LEDs, green LED indicates Ethernet link status, amber LED indicates Ethernet activity

PWR: (1) Bi-color green/amber LED, indicates operating power is supplied from the power pack via the 24VDC input, turns amber while booting and green when operating

AUTO: (1) Pushbutton to enable/disable auto-switching mode, and (1) green LED to indicate auto-switching mode it enabled

INPUT 1 – 2: (2) Pushbuttons for manual input selection, and (2) bi-color green/amber LEDs to indicate the current active input and signal presence at each corresponding input

SETUP: (1) Red LED and (1) recessed pushbutton for Ethernet setup

Controls & Indicators – Transmitter (HD-TX-201-C-2G-E)

PWR: (1) Bi-color green/amber LED, indicates operating power is supplied via the link to the companion receiver, turns amber while booting and green when operating

HDMI IN: (1) Bi-color green/amber LED to indicate if the HDMI input is selected and if a signal is present

VGA IN: (1) Bi-color green/amber LED to indicate if the VGA input is selected and if a signal is present

INPUT SEL: (1) Pushbutton for manual input selection, cycles through the HDMI and VGA inputs on both the transmitter and receiver

AUTO: (1) Pushbutton to enable/disable auto-switching mode, and (1) green LED to indicate auto-switching mode it enabled

SETUP: (1) Red LED and (1) recessed pushbutton for Ethernet setup

LINK: (1) Green LED, indicates a link to the companion receiver

RESET: (1) Pushbutton for hardware reset of both the transmitter and receiver

Power

Power Pack (included):

Input: 0.8 Amps (maximum) @ 100-240 Volts AC, 50/60 Hz;

Output: 1.25 Amps @ 24 Volts DC;

Model: PW-2412WU

Power Consumption: 13 Watts typical

Environmental

Temperature: 32° to 104°F (0° to 40°C)

Humidity: 20% to 90% RH (non-condensing)

Heat Dissipation: 44.3 BTU/hr

Construction – Receiver (HD-RX-201-C-E)

Chassis: Metal, black finish, with (2) integral mounting flanges, vented sides

Mounting: Freestanding, surface mount, or attach to a single rack rail

Construction – Transmitter (HD-TX-201-C-2G-E)

Chassis: Metal, black or white painted front, bare metal back, (2) metal decorator-style inserts with black or white polycarbonate label overlay

Mounting: Mounts in a 2-gang (or larger), 2" (50 mm) deep (minimum) electrical box or plaster ring; requires a decorator style faceplate (not included)^[9]

Dimensions

Receiver (HD-RX-201-C-E): Height: 4.94 in (126 mm);
Width: 7.70 in (196 mm);
Depth: 1.11 in (28 mm)

Transmitter (HD-TX-201-C-2G-E): Height: 4.19 in (107 mm);
Width: 3.50 in (89 mm);
Depth: 1.92 in (49 mm)

Weight

Receiver (HD-RX-201-C-E): 1.30 lb (590 g)

Transmitter (HD-TX-201-C-2G-E): 0.56 lb (252 g)

MODELS & ACCESSORIES

Available Models

HD-MD-300-C-E-B: HD Scaling Auto-Switcher & Extender 300, Black

HD-MD-300-C-E-W: HD Scaling Auto-Switcher & Extender 300, White

Included Accessories

PW-2412WU: Wall Mount Power Pack, 24VDC, 1.25A, 2.1mm, Universal (Qty. 1 included)

Available Accessories

CEN-AVF-HUB: .AV Framework™ Hub

DM-CBL-8G-NP: DigitalMedia 8G™ Cable, non-plenum

DM-CBL-8G-P: DigitalMedia 8G™ Cable, plenum

DM-8G-CONN-WG: Connector with Wire Guide for DM-CBL-8G

DM-8G-CRIMP-WG: Crimping Tool for DM-8G-CONN-WG

DM-8G-CONN: Connector for DM-CBL-8G

DM-8G-CRIMP: Crimping Tool for DM-8G-CONN

CBL Series: Crestron® Certified Interface Cables

MP-WP Series: Media Presentation Wall Plates

MPI-WP Series: Media Presentation Wall Plates - International Version

CNSP-XX: Custom Serial Interface Cable

IRP2: IR Emitter Probe w/Terminal Block Connector

AM-101: AirMedia® Presentation Gateway

SAROS SB-200-P: Saros® Sound Bar 200, Powered

MP-AMP30: Media Presentation Audio Amplifier

AMP Series: Modular Power Amplifiers

HD-MD-300-C-E HD Scaling Auto-Switcher & Extender 300

Notes:

1. The maximum cable length for the signal extension link between the transmitter and receiver is 230 feet (70 meters) using Crestron [DM-CBL-8G](#) DigitalMedia 8G cable or third-party CAT5e (or better). Shielded cable and connectors are recommended to safeguard against unpredictable environmental electrical noise. All wire and cables are sold separately. The signal extension link is a proprietary interface and is not compatible with HDBaseT®, DigitalMedia™ (DM®), Ethernet, or any other CATx based interface.
2. Each HDMI input requires an appropriate adapter or interface cable to accommodate a DVI or Dual-Mode DisplayPort signal. [CBL-HD-DVI](#) interface cables are available separately.
3. The VGA input can accept RGB and component video signals through an appropriate adapter (not included).
4. The analog audio input is only active when the VGA input is selected. It can be used with an audio-only source with no video source connected. The analog audio input cannot be paired with the HDMI video input.
5. The HDMI output requires an appropriate adapter or interface cable to accommodate a DVI signal. [CBL-HD-DVI](#) interface cables are available separately.
6. The analog stereo audio output is only active when the input is receiving a 2-channel stereo signal via either the analog input or HDMI.
7. EDID (Extended Display Identification Data) is data embedded in an HDMI, DVI, or VGA signal that enables the display device to tell the scaler what resolutions and formats it can support, allowing the scaler to configure itself automatically to feed an optimal output signal to the display.
8. Item(s) sold separately.
9. Requires a decorator style faceplate (not included). This product is not compatible with Crestron FP-G series faceplates.
10. Supports any input resolution and scan rate that has a pixel clock of 165 MHz or lower.

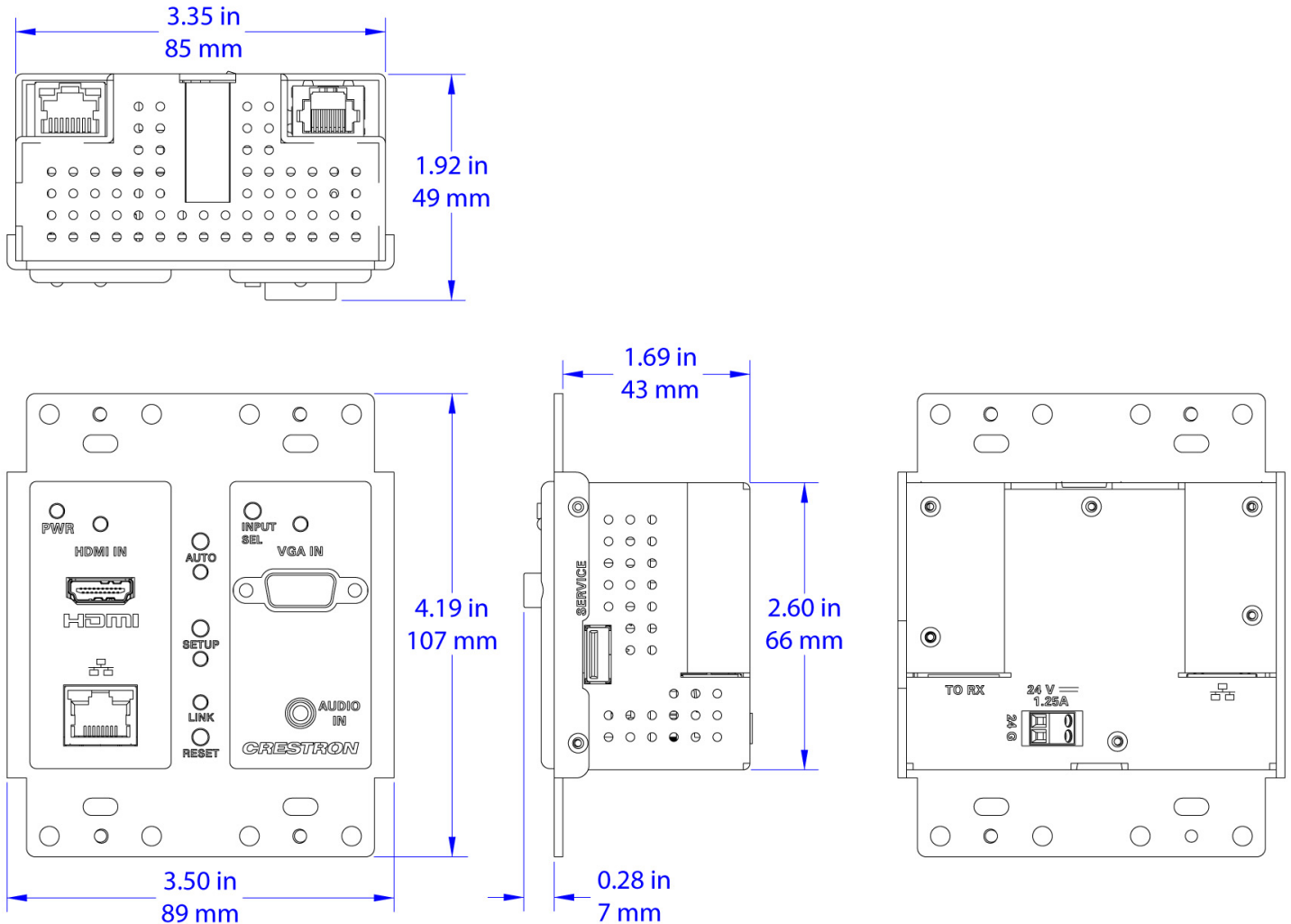
11. With reduced blanking only.
12. With or without reduced blanking.

This product may be purchased from an authorized Crestron dealer. To find a dealer, please contact the Crestron sales representative for your area. A list of sales representatives is available online at www.crestron.com/salesreps or by calling 800-237-2041.

The specific patents that cover Crestron products are listed online at: patents.crestron.com.

Certain Crestron products contain open source software. For specific information, please visit www.crestron.com/opensource.

Crestron, the Crestron logo, .AV Framework, AirMedia, Crestron Fusion, DigitalMedia, DigitalMedia 8G, DM, QuickSwitch HD, and Saros are either trademarks or registered trademarks of Crestron Electronics, Inc. in the United States and/or other countries. Blu-ray is either a trademark or registered trademark of the Blu-ray Disc Association in the United States and/or other countries. Dolby Digital is either a trademark or registered trademark of Dolby Laboratories in the United States and/or other countries. DTS is either a trademark or registered trademark of DTS, Inc. in the United States and/or other countries. HDBaseT is either a trademark or registered trademark of the HDBaseT Alliance in the United States and/or other countries. HDMI and the HDMI Logo are either trademarks or registered trademarks of HDMI Licensing LLC in the United States and/or other countries. Other trademarks, registered trademarks, and trade names may be used in this document to refer to either the entities claiming the marks and names or their products. Crestron disclaims any proprietary interest in the marks and names of others. Crestron is not responsible for errors in typography or photography. Specifications are subject to change without notice. ©2017 Crestron Electronics, Inc.



HD-MD-300-C-E HD Scaling Auto-Switcher & Extender 300

