



MERO6

High-end 2-way in-wall speaker 6"

Highlights:

- SlimLine™ grill with 1mm thin border
- Gold-Con™ spring clamps
- 1" + 6" Aluminum membrane drivers
- QuickFix installation system

The selection of high-grade materials in combination with accurate acoustics craftsmanship makes the MERO speakers superior in their class. The largest MERO6 consists of a 6" aluminum cone woofer and complementary 1" dome tweeter that are smoothly matched and optimized using a high-quality crossover network. An acoustically optimized waveguide matches the dispersion of woofer and tweeter, while a phase-plug reduces diffraction and enhances off-axis high frequency response. All these details share their part to its pure sound. An elegant look with minimal visual impact is created by the slim grill with very thin border, while great ease and installers convenience is guaranteed using the quick-fix mechanism with Gold-CON connectivities. The grill is held in place using neodymium magnets, providing a quick and stable assembly. Installation can be done in both vertically and horizontally, while the rotatable tweeter allows optimal orientation positioning.



Applications:

- Bars, restaurants
- Retail
- Corporate spaces
- Residential



Impedance:



System specifications:

| | | |
|----------------------------|------------------------|---------------------------------|
| Speaker type | | 2-way |
| Max. Power | | 120 W |
| RMS Power | | 60 W |
| Impedance | | 8 Ω |
| Sensitivity (1W/1m) | | 88 dB |
| Sound Pressure (Max. W/1m) | | 106 dB |
| Frequency | Response (\pm 3 dB) | 55 Hz - 20 kHz |
| | Range (-10 dB) | 44 Hz - 20 kHz |
| Crossover | Frequency | 3 kHz |
| | Type | Passive built-in |
| Dispersion | Horizontal | 160° |
| | Vertical | 140° |
| Connectors | | Gold-Con™ spring clamps |
| Drivers | HF | 1" Aluminium membrane |
| | LF | 6" Aluminium membrane (coaxial) |

Product Features:

| | | |
|-----------------------|----------|-----------------------------------|
| Dimensions | | 196.5 x 276.5 x 82 mm (W x H x D) |
| Weight | | 1.660 kg |
| Construction | | ABS |
| Front finish | | Thin edged white grill (RAL9003) |
| Cut-out measurement | | 174 x 254 mm |
| Built-in depth | | 78.5 mm |
| Mounting & handling | | 4 Screw quick-fixing mechanism |
| Operating temperature | | -20 °C ~ 60 °C |
| Colours | | Black frame & white grill |
| Accessories | Included | Cut-out template |
| | | GLM06/W - White grill (RAL9003) |
| | Optional | WTR24 - 24W 100V line transformer |
| | | GLM06/B - Black grill (RAL9005) |
| | | GLM06/P - Paintable grill |

Architects' and Engineers' Specifications:

The in-wall loudspeaker shall be a 2-way type, equipped with a 6" aluminium cone low frequency driver and a 1" aluminium dome tweeter with neodymium magnet.

It shall have an RMS power handling of 60 Watt with a maximum power handling of 120 Watt and the frequency response (± 3 dB) shall range from 55 Hz to 20 kHz. The sensitivity shall be 88 dB when measuring with an input signal of 1 Watt at a distance of 1 meter, while the maximum continuous sound pressure level shall be 106 dB. The nominal dispersion shall be a 160° horizontal and 140° vertical

coverage pattern at -6dB (average 100 Hz - 10 kHz).

The loudspeaker shall have an impedance of 8 Ohm and shall contain a passive built-in crossover network with crossover frequency of 3000 Hz, which is constructed of high-quality components.

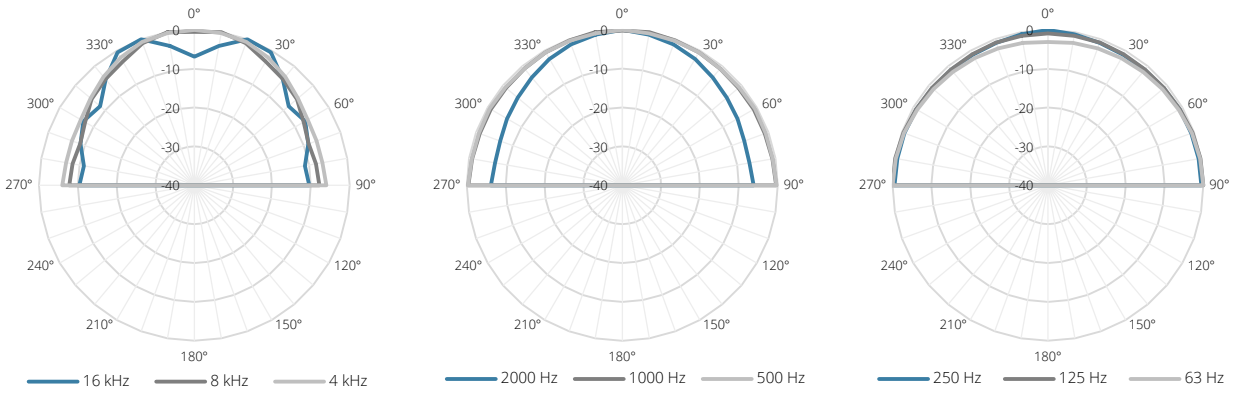
The speakers frame and basket shall be constructed as one entity in strong ABS with a black colour and a textured matt surface finishing. A 4-screw quick-fixing mechanism shall be provided to mount the speaker into a wall in a quick and simple way. The connectives shall be performed using Gold-Con™ spring clamp connectors.

To make the loudspeaker nearly invisible when mounted, the speaker shall have a white (RAL9003) grill with a very thin border of 1 mm which extrudes the ceiling surface by only 3.2 mm. This grill shall be constructed of steel which can be painted to make it blend in with any environment. The assembly and disassembly of the grill shall be very simple thanks to the neodymium magnets that hold it in place.

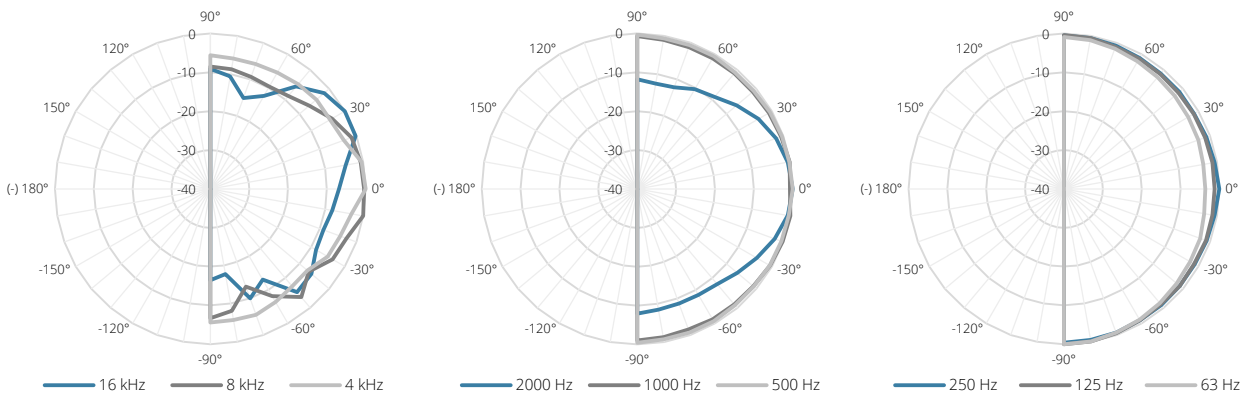
The speaker shall have a width of 196,5 mm, a height of 276,5 mm and a depth of 82 mm and shall not exceed 1,66 kg. The speaker shall fit in a mounting hole of 174 mm x 254 mm and a build-in depth of 78,5 mm.

Acoustical data graphs:

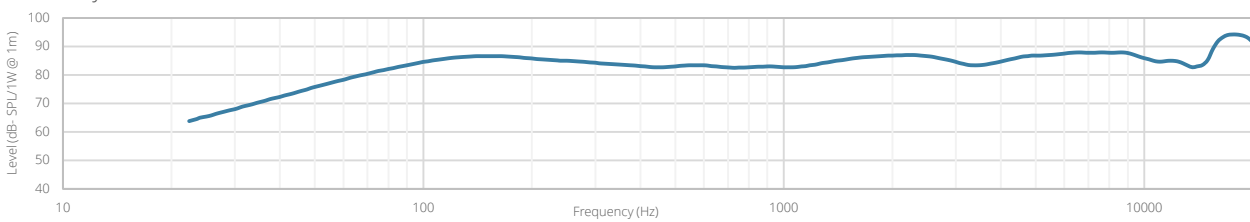
Horizontal Polars:



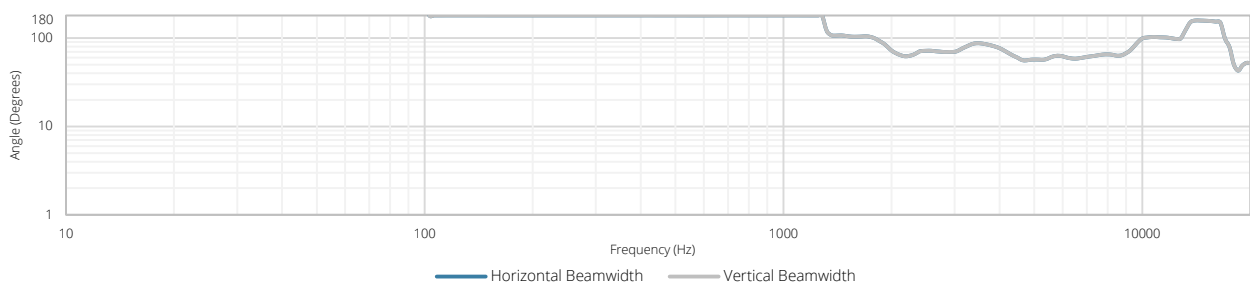
Vertical Polars:



Sensitivity:



Beamwidth (-3dB):



Directivity index:

